

For official use only



GOVERNMENT OF INDIA

ANNUAL REPORT

ON

PAY AND ALLOWANCES

OF

CENTRAL GOVERNMENT CIVILIAN EMPLOYEES

2021-22

**PAY RESEARCH UNIT
DEPARTMENT OF EXPENDITURE
MINISTRY OF FINANCE
NEW DELHI**

PREFACE

The Pay Research Unit (PRU) of the Department of Expenditure, Ministry of Finance brings out an **"Annual Report on Pay and Allowances of Central Government Regular Civilian Employees"** for each financial year. As in the past, the **Annual Report for 2021-22** provides statistical information on expenditure incurred by different Ministries/Departments of the Central Government on Pay and Allowances including Dearness Allowance, House Rent Allowance, Transport Allowance, Overtime Allowance, etc. in respect of its regular employees. The Annual Report also contains information on the group-wise number of sanctioned posts and of employees in position in various Ministries/ Departments.

2. The data in the Annual Report has been compiled on the basis of quarterly returns on expenditure on pay and allowances and annual returns on the strength of Central Government Civilian Employees furnished by the Central Government establishments to the PRU.
3. The Annual Report may be of use for personnel planning and for preparation of reliable estimates of financial implications of various proposals concerning pay and allowances of Central Government employees. While all efforts have been made to present the data in a meaningful manner, suggestions for further improvement would be welcome.
4. Ministry of Finance would like to thank all the Central Government Ministries/ Departments/ Organizations for their cooperation in furnishing data, without which this compilation would not have been possible. This Ministry would also like to acknowledge the contribution to the National Informatics Centre (North Block) , New Delhi.



(Annie G. Mathew)
Special Secretary (Pers)
Ministry of Finance
Department of Expenditure

PROJECT STAFF

Name

Designation

Shri B.K. Manthan

Deputy Secretary

Shri Harihar Mishra

Consultant

Shri P. Angels

Consultant

Smt. Gurpreet Kaur

Sr. Statistical Officer

Smt. Simmi Takkar

Jr. Research Assistant

Shri Umesh Kumar Saini

Computer

Shri Rahul Kumar

Office Assistant

Shri Mohit Singh Bisht

Office Assistant

Shri Amit Kumar

MTS



CONTENTS

CHAPTER-I

1. Salient Features 3-4

CHAPTER-II

Total Expenditure

- 2 Total expenditure on Pay and Allowances of Central Government civilian employees including employees of Union Territories and Missions Abroad as percentage of Revenue Expenditure. 7
- 3 Expenditure on Pay and Allowances during the last Ten Years. 8
4. Expenditure on major components of pay and allowances of Central Government civilian employees including employees of UTs and Missions Abroad during the last five years. 9
5. Share of major components in total expenditure of Central Government civilian employees including employees of UTs and Missions Abroad during the last five years. 10-11
6. Component-wise break up of expenditure on pay and allowances of the Central Government civilian employees including employees of UTs (excluding Missions Abroad) during the last five years 12-13
7. Component-wise break up of expenditure on pay and allowances of the Central Government civilian employees including Missions Abroad (excluding employees of UTs) during the last five years 14

CHAPTER-III

Components of Expenditure

8. Share of major Ministries/Departments in total expenditure during the last five years. 17
9. Total expenditure on pay and allowances and expenditure of major Ministries/ Departments during the last five years 18
- 10 Expenditure on pay and allowances of the employees of Ministry of Railways 19-20
11. Expenditure on pay and allowances of the civilian employees of Ministry of Defence (Civil). 21-22
12. Expenditure on pay and allowances of the employees of Ministry of Home Affairs 23-24

13.	Expenditure on pay and allowances of the employees of Department of Posts.	25-26
14.	Expenditure on pay and allowances of the employees of UT Administrations.	27-28
15.	Expenditure on pay and allowances of regular employees and local recruits in Indian Missions Abroad.	29-30
16.	Expenditure incurred on pay and allowances by the central Ministries/Departments on civilian employees during 2021-22.	31-34
17.	Expenditure on House Rent Allowance (HRA) of Central Government Civilian employees including employees of Union Territories.	35

CHAPTER-IV

Sanctioned Strength and Persons in position in Central Government as on 01.03.2022

18.	Group-wise number of sanctioned posts and persons in position, vacancies and their percentage to total sanctioned posts as on 01.03.2022 including UTs.	38-39
19.	Group-wise number of sanctioned posts and persons in position, vacancies and their percentage to total sanctioned posts as on 01.03.2022 excluding UTs.	40
20.	Distribution of regular civilian employees (Group-wise) in Central Government and UT Administrations as on 01.03.2022.	41-42
21.	Group-wise and status-wise estimated number of Central Government civilian regular employees as on 01.03.2022 in major Ministries/Departments (excluding UTs).	43-44
22.	Number of sanctioned posts and number of persons in position in Central Police Forces.	45
23.	Group-wise and status-wise (Gazetted /Non-Gazetted) estimated number of Central Government civilian regular employees as on 01.03.2022.	46-48

CHAPTER - I

Salient Features



SALIENT FEATURES

1. The total expenditure on Pay and Allowances (excluding Productivity Linked Bonus/ Ad-hoc Bonus, Honorarium, Encashment of Earned Leave and Travelling Allowance) for Regular Central Government Civilian employees including employees of the Union Territories and Missions abroad is ₹ 256112.31 crore in 2021-22 as compared to ₹ 237055.09 crore in 2020-21. Thus, there is an increase in expenditure by ₹ 19057.22 crore over previous year which in relative terms works out to around 8.04%.
2. The total expenditure on pay and allowances as a percentage of Revenue Expenditure of the Central Government during the financial year 2021-22 is 7.44% as compared to 7.29% during the financial year 2020-21.
3. Almost 82.58% of the total expenditure of Central Government was incurred by four major Ministries/ Departments (Railways, Defence (Civil), Home Affairs and Posts) during 2021-22.
4. Of the total expenditure on Pay and Allowances in 2021-22, the Ministry of Railways continues to have the largest share i.e 36.17%, marginally increasing from 35.82% in 2020-21. Share of Ministry of Home Affairs has remained same at 28.80% and Department of Posts has decreased from 5.50% to 5.46%. Share of Ministry of Defence (Civil) has decreased from 12.34% to 12.15%.
5. The expenditure of UT Administrations is ₹4896.09 crore in 2021-22 as compared to ₹4820.45 crore in 2020-21. Thus, there is an increase in expenditure by ₹75.64 crore over previous year which in relative terms works out to around 1.57%.
6. The expenditure of Indian Missions/ Embassies abroad is ₹1623.56 crore in 2021-22 as compared to ₹1524.92 crore in 2020-21. Thus, there is an increase in expenditure by ₹98.64 crore over previous year which in relative terms works out to around 6.47%.

7. Out of the total expenditure of ₹256112.31 crore on Pay and Allowances of Central Government Civilian Employees including employees of UTs and Missions Abroad, the percentage expenditure on Pay, Dearness Allowance (DA), House Rent Allowance (HRA) and other allowances are 63.59%, 16.71%, 5.95% and 13.75% respectively.

8. Out of the total expenditure of ₹ 15237.17 crore on HRA in 2021-22, the HRA expenditure for 'X' class cities is ₹ 5996.44 crore which is around 39.35% of the total expenditure on HRA.

9. The total number of regular Central Government Civilian Employees in position (including UTs) as on 01.03.2022, is 30.64 lakh as against the sanctioned strength of 40.47 lakh and approximately 24.29 % of the posts were vacant.

10. Almost 92% of the total manpower is covered by five major Ministries/Departments viz, Railways, Defence (Civil) , Home Affairs, Posts and Revenue. Of the total strength of 30.13 lakh (excluding UTs), the percentage share of the Railways is 39.78%, Home Affairs 32.17%, Defence (Civil) 11.45%, Posts 5.44%, Revenue 3.46% and all other Ministries/ Departments 7.70% .

11. Against the sanctioned strength of 10.15 lakh in Central Police Forces, 9.20 lakh employees were in position as on 01.03.2022. In Union Territories (UTs) 0.51 lakhs employees were in position as against a sanctioned strength of 0.69 lakhs as on 01.03.2022.

CHAPTER - II

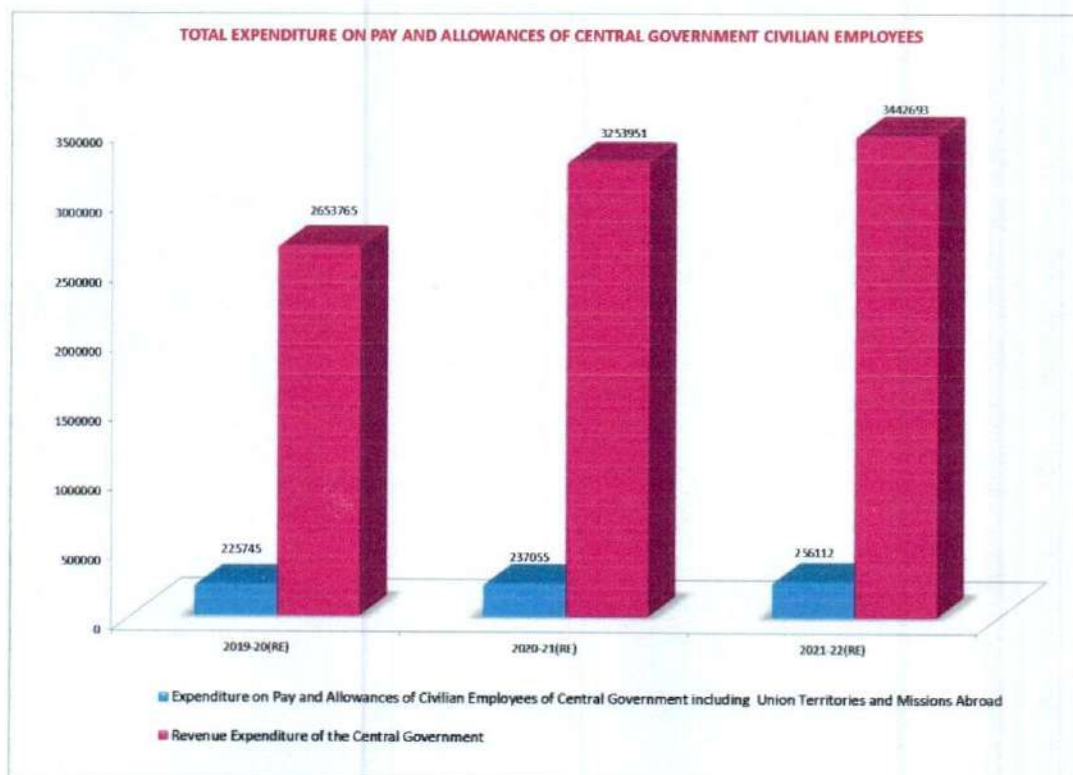


Total Expenditure

TOTAL EXPENDITURE ON PAY AND ALLOWANCES OF CENTRAL GOVERNMENT CIVILIAN EMPLOYEES INCLUDING EMPLOYEES OF THE UNION TERRITORIES AND MISSIONS ABROAD AS PERCENTAGE OF REVENUE EXPENDITURE

(₹ in crore)			
Year	Expenditure on Pay and Allowances of Civilian Employees of Central Government including Union Territories and Missions Abroad	Revenue Expenditure of the Central Government	Expenditure on Pay and Allowances as percentage of Revenue Expenditure
2019-20(RE)	225745	2653765	8.51
2020-21(RE)	237055	3253951	7.29
2021-22(RE)	256112	3442693	7.44

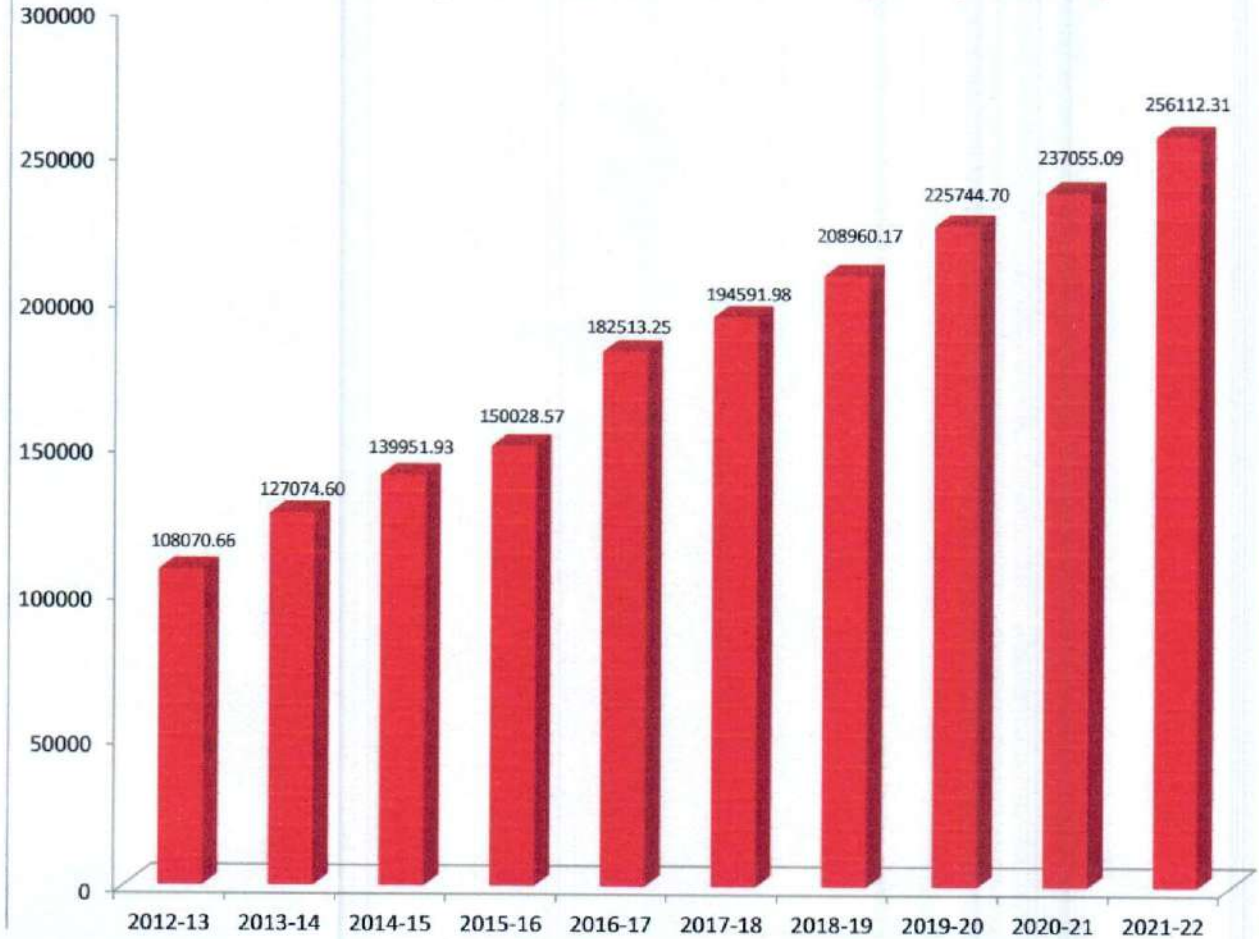
Note: The above figures of the revenue expenditure have been taken from Annual Financial Statement of the Central Government as laid before the Parliament. The figure of expenditure include Railways also.



Expenditure on Pay and Allowances for Last Ten years (₹ in crore)

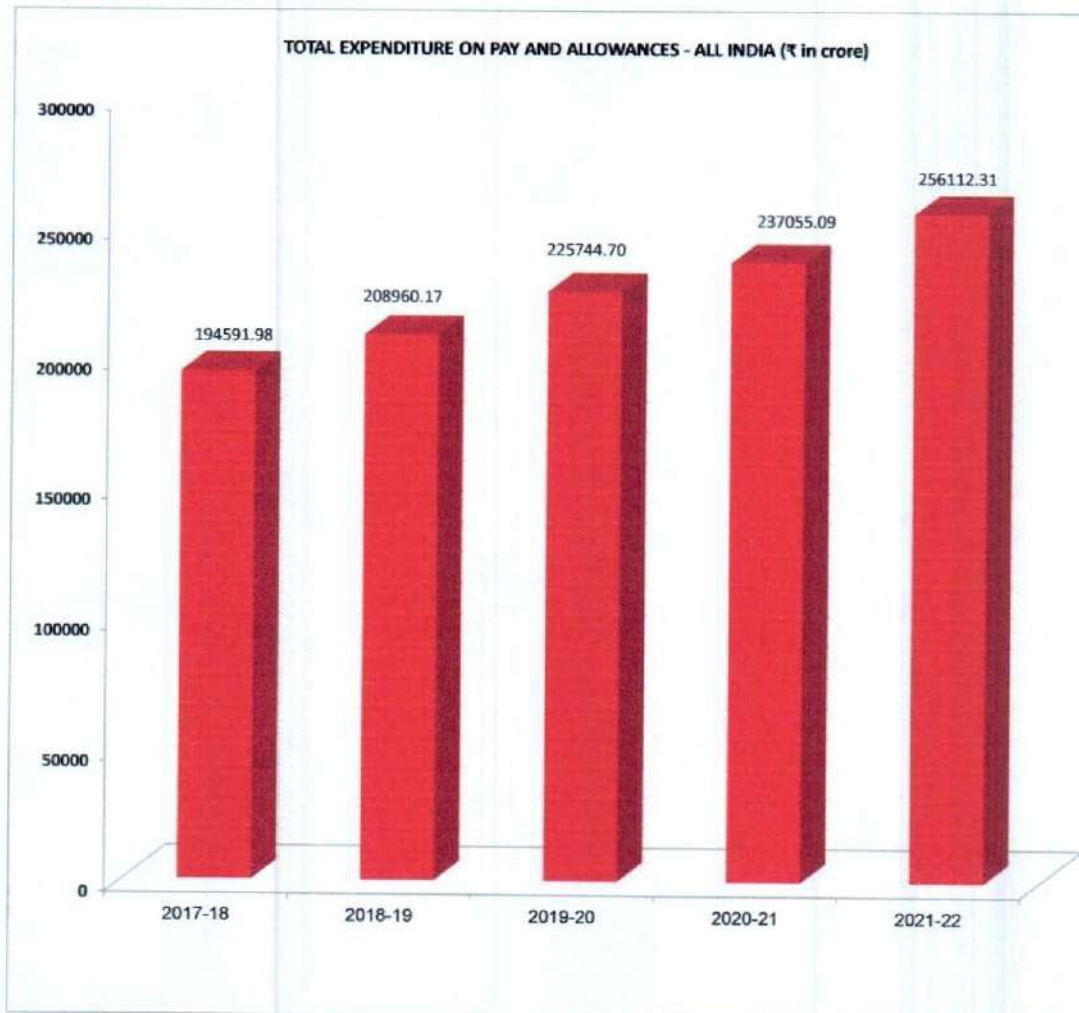
Sl. No.	Year	Expenditure	% increase over Previous year
1	2012-13	108070.66	13.41
2	2013-14	127074.60	17.58
3	2014-15	139951.93	10.13
4	2015-16	150028.57	7.20
5	2016-17	182513.25	21.65
6	2017-18	194591.98	6.62
7	2018-19	208960.17	7.38
8	2019-20	225744.70	8.03
9	2020-21	237055.09	5.01
10	2021-22	256112.31	8.04

Expenditure on Pay and Allowances for Last Ten years (₹ in crore)



EXPENDITURE ON MAJOR COMPONENTS OF PAY AND ALLOWANCES OF THE CENTRAL GOVERNMENT CIVILIAN EMPLOYEES INCLUDING EMPLOYEES OF UNION TERRITORIES AND MISSIONS ABROAD DURING LAST FIVE YEARS

Year	Pay	DA	Other Allowances	(₹ in crore)
				Total
2017-18	143696.11	8051.73	42844.14	194591.98
2018-19	147534.20	12775.59	48650.38	208960.17
2019-20	154469.85	21971.55	49303.30	225744.70
2020-21	160074.56	27485.62	49494.91	237055.09
2021-22	162861.85	42793.92	50456.54	256112.31

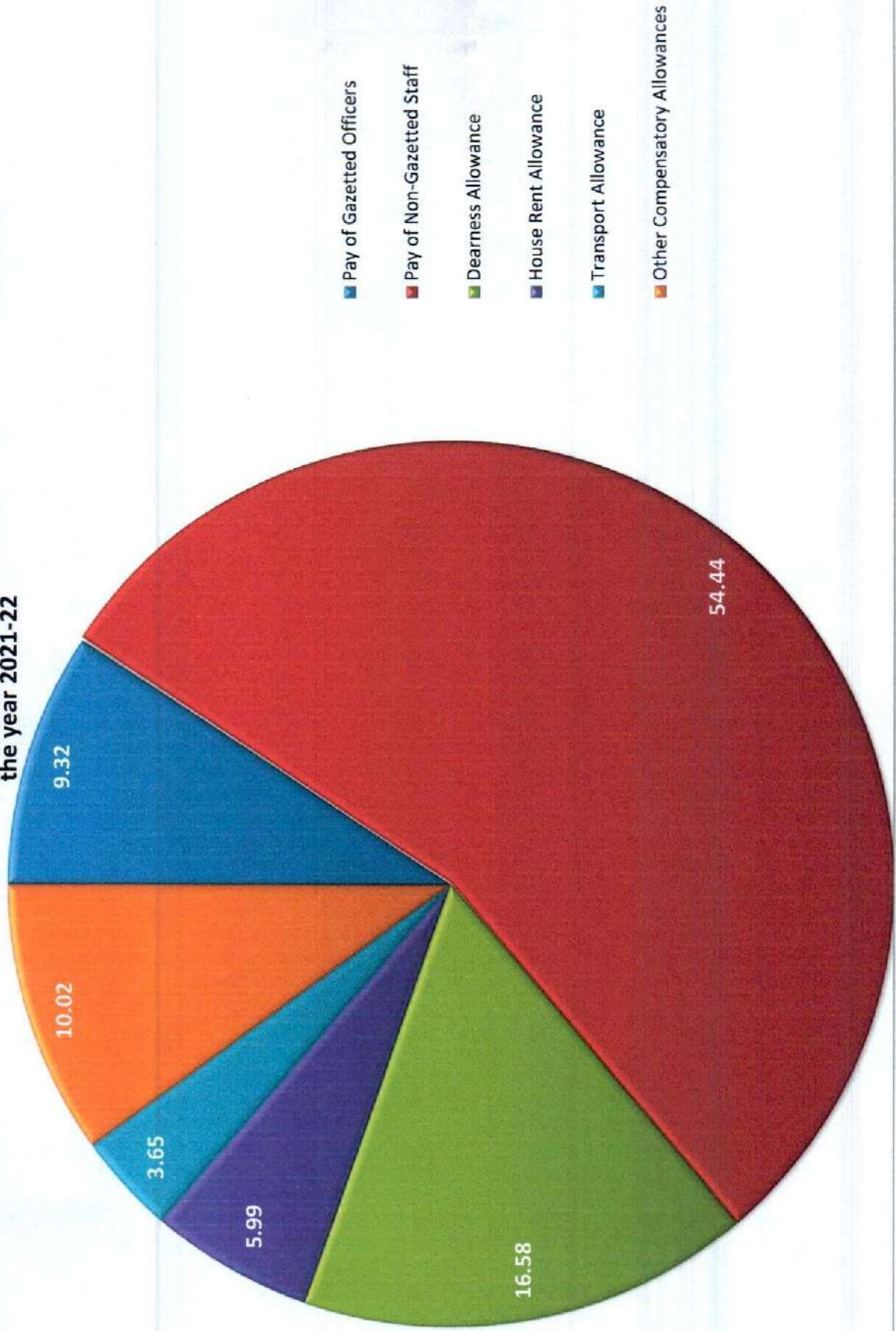


Share of Major Components in Total Expenditure (in %)



SHARE OF MAJOR COMPONENTS IN TOTAL EXPENDITURE OF CENTRAL GOVERNMENT CIVILIAN EMPLOYEES INCLUDING EMPLOYEES OF UNION TERRITORIES AND MISSIONS ABROAD DURING THE LAST FIVE YEARS (EXPRESSED AS PERCENTAGE TO TOTAL)					
Year	Pay	DA	HRA	Other Allowances	Total
2017-18	73.84	4.14	6.07	15.95	100.00
2018-19	71.19	6.16	6.80	15.85	100.00
2019-20	68.43	9.73	6.42	15.42	100.00
2020-21	67.53	11.59	6.33	14.55	100.00
2021-22	63.59	16.71	5.95	13.75	100.00

Percentage Distribution of Expenditure incurred on different components of pay and allowances of the Central Government Employee including employees of UTs excluding Missions Abroad during the year 2021-22



**COMPONENT-WISE BREAK UP OF EXPENDITURE ON PAY AND ALLOWANCES OF THE
CENTRAL GOVERNMENT CIVILIAN EMPLOYEES INCLUDING EMPLOYEES OF
UNION TERRITORIES (EXCLUDING MISSIONS ABROAD) DURING THE LAST FIVE YEARS**

(₹ in crore)

S.No.	Pay/Allowances	2017-18	2018-19	2019-20	2020-21	2021-22
1	2	3	4	5	6	7
1	Pay of Gazetted Officers	21102.12	22868.33	22714.47	23336.58	23710.86
2	Pay of Non-Gazetted Staff	122593.99	124665.87	131187.76	136159.29	138534.87
3	Dearness Allowance	8051.73	12775.59	21971.55	26917.96	42189.54
	Sub-Total (i)	151750.84	160313.79	175878.78	186413.83	204435.27
1	House Rent Allowance	11813.19	14105.53	14105.53	15016.05	15237.17
2	Overtime Allowance	2049.16	2175.57	2175.57	1385.00	1420.27
3	Transport Allowance	7842.59	8214.01	8214.01	9098.52	9290.13
4	Spl. Pay & Deput. (Duty) Allowance	297.01	428.88	428.88	190.93	193.94
5	Composite Hill Compen. Allowance	333.34	0.00	0.00	0.00	0.00
6	Children Education Allowance	2225.23	2488.02	2488.02	4035.30	4112.85
7	Reimbursement of Medical Charges	1221.91	1395.36	1395.36	1279.05	1312.47
8	Leave Travel Concession	1201.18	1759.02	1759.02	1172.49	1192.96
9	Other Compensatory Allowances	15860.53	16373.65	16373.65	16939.00	17293.69
	Sub-Total (ii)	42844.14	46940.04	46940.04	49116.34	50053.48
	Grand Total (i) + (ii)	194594.98	207253.83	222818.82	235530.17	254488.75
	Travelling Allowance	5153.52	6090.25	5965.09	4013.14	5165.21

Note: This does not include the expenditure incurred on Productivity Linked Bonus/Ad hoc Bonus, Honorarium and Encashment of Earned Leave.

**COMPONENT-WISE BREAK UP OF EXPENDITURE ON PAY AND ALLOWANCES OF THE
CENTRAL GOVERNMENT CIVILIAN EMPLOYEES INCLUDING MISSION ABROAD (EXCLUDING
EMPLOYEES OF UNION TERRITORIES) DURING THE LAST FIVE YEARS**

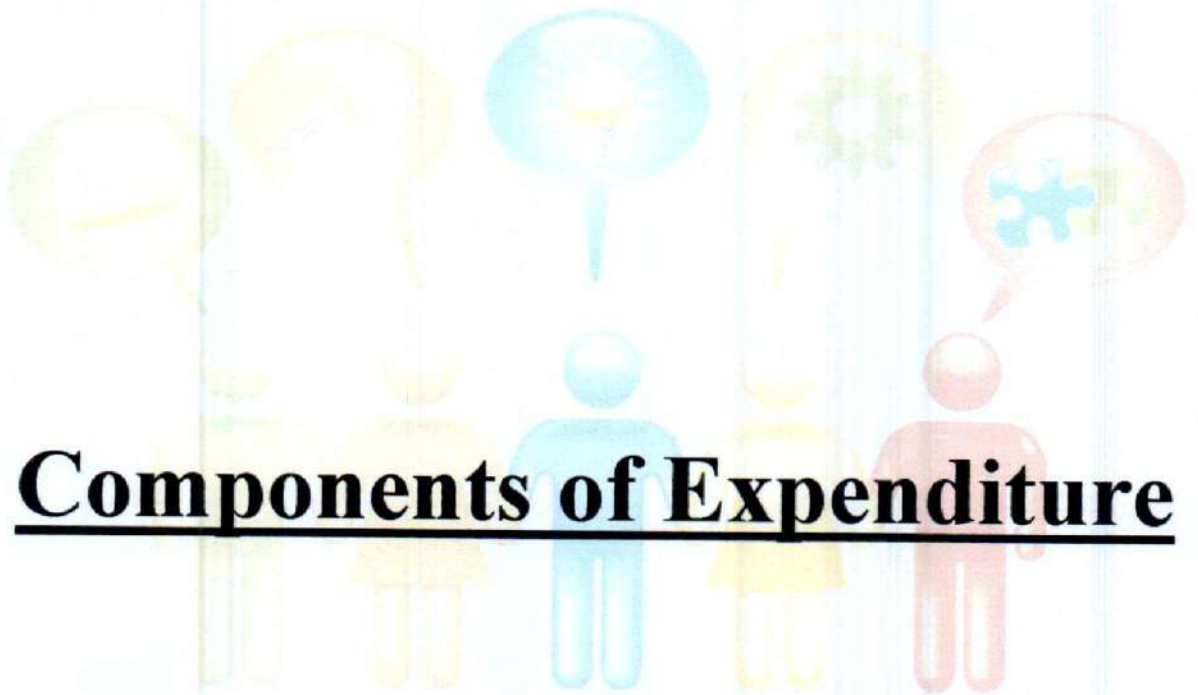
(₹ in crore)

S.No.	Pay/Allowances	2017-18	2018-19	2019-20	2020-21	2021-22
1	2	3	4	5	6	7
1	Pay of Gazetted Officers	20515.77	22374.64	22189.16	22798.03	23218.02
2	Pay of Non-Gazetted Staff	120150.03	122539.05	128996.73	133915.27	136420.85
3	Dearness Allowance	7895.99	13064.07	22101.42	26914.21	41972.06
	Sub-Total (i)	148561.79	157977.76	173287.31	183627.51	201610.93
1	House Rent Allowance	11607.66	13885.97	14267.22	14791.10	15021.47
2	Overtime Allowance	2038.87	2172.62	1665.90	1381.95	1417.35
3	Transport Allowance	7757.07	8129.93	8753.31	9010.74	9205.96
4	Spl. Pay & Deput. (Duty) Allowance	294.47	425.88	186.20	187.83	190.97
5	Composite Hill Compen. Allowance	333.34	0.00	0.00	0.00	0.00
6	Children Education Allowance	2218.43	2667.94	4024.57	4180.66	4268.31
7	Reimbursement of Medical Charges	1179.81	1455.63	1299.60	1319.96	1360.97
8	Leave Travel Concession	1164.45	1777.16	1158.34	1180.89	1205.40
9	Other Compensatory Allowances	15373.60	15962.36	16524.01	16554.00	16934.86
	Sub-Total (ii)	41967.70	46477.49	47879.15	48607.13	49605.29
	Grand Total (i) + (ii)	190529.49	204455.25	221166.46	232234.64	251216.22
	Travelling Allowance	5119.93	6258.00	5923.25	4088.08	5313.08

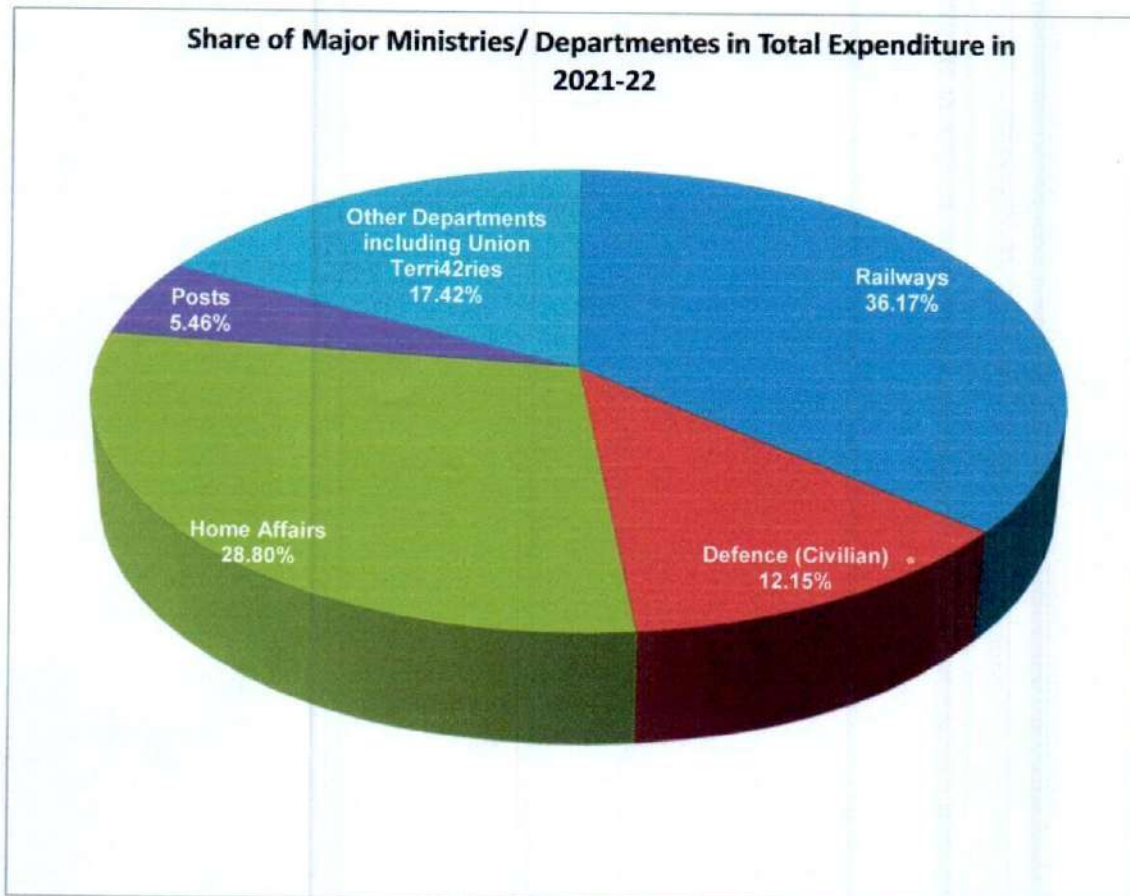
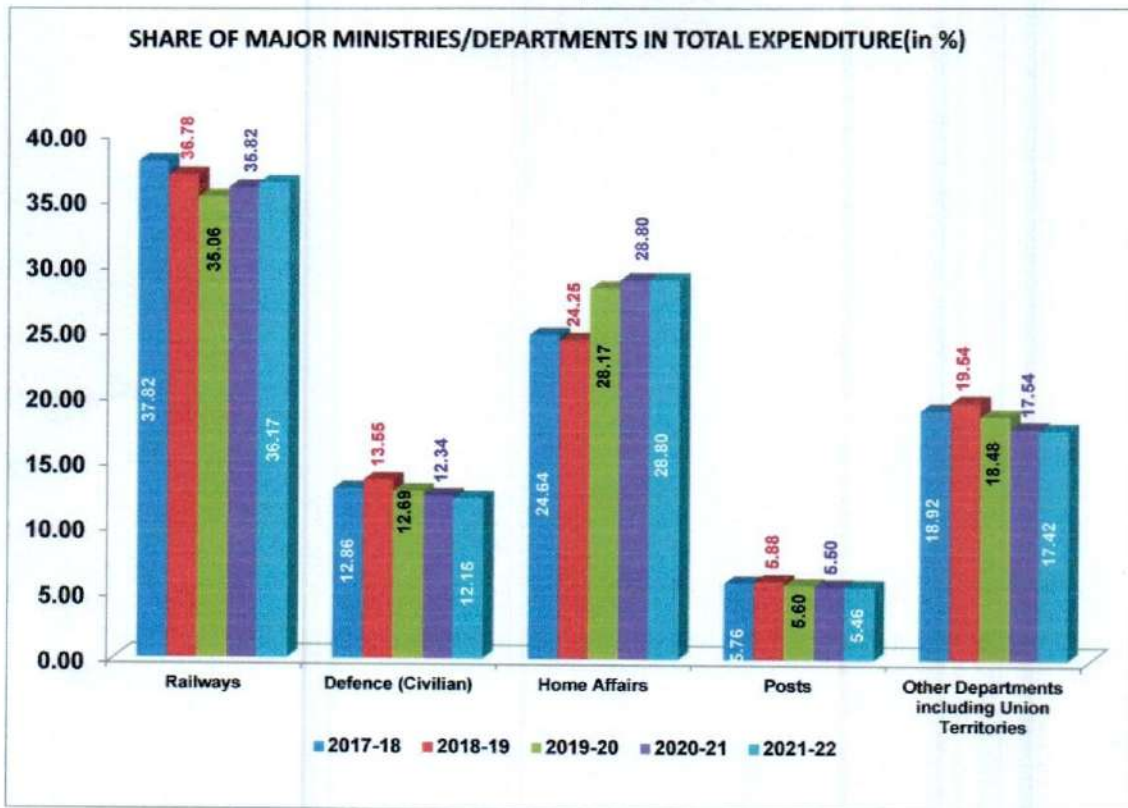
Note: (i) This does not include the expenditure incurred on Productivity Linked Bonus/Adhoc Bonus, Honorarium and Enchashment of Earned Leave.

CHAPTER - III

Components of Expenditure







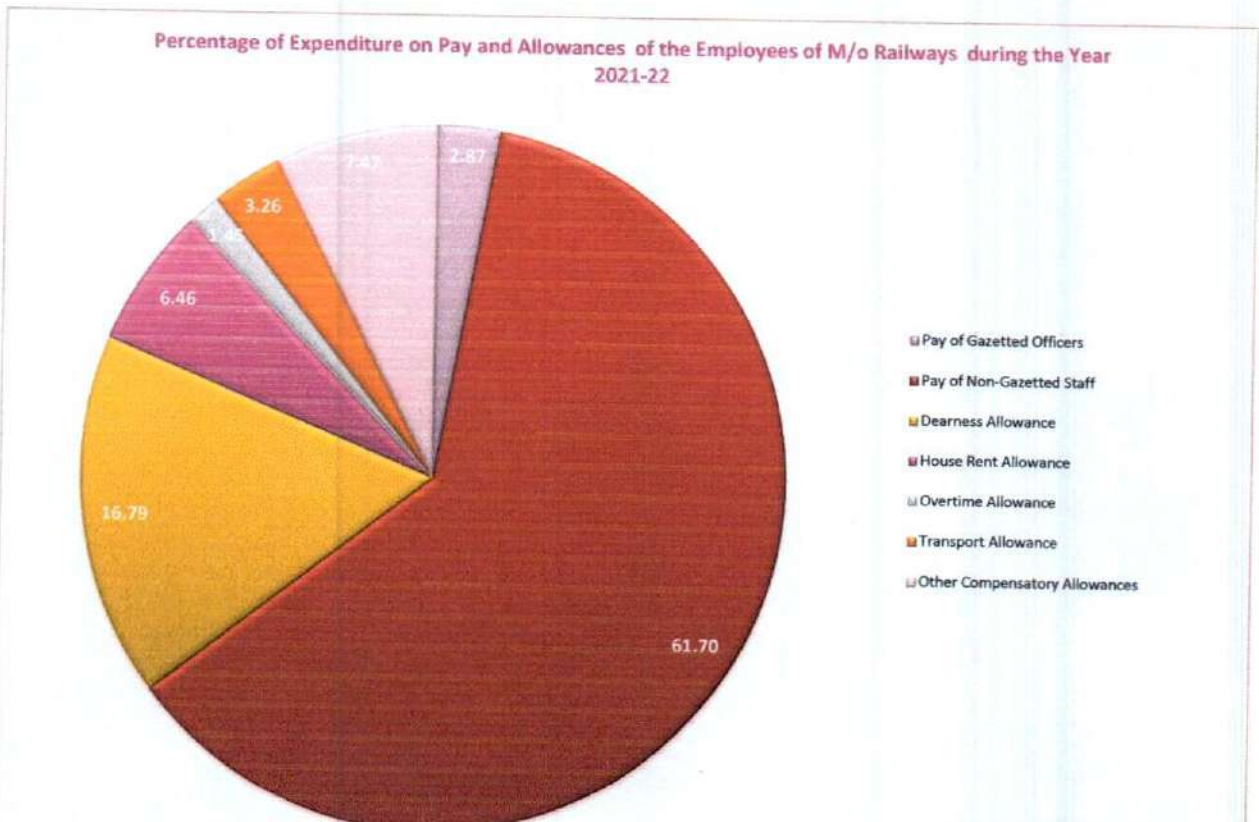
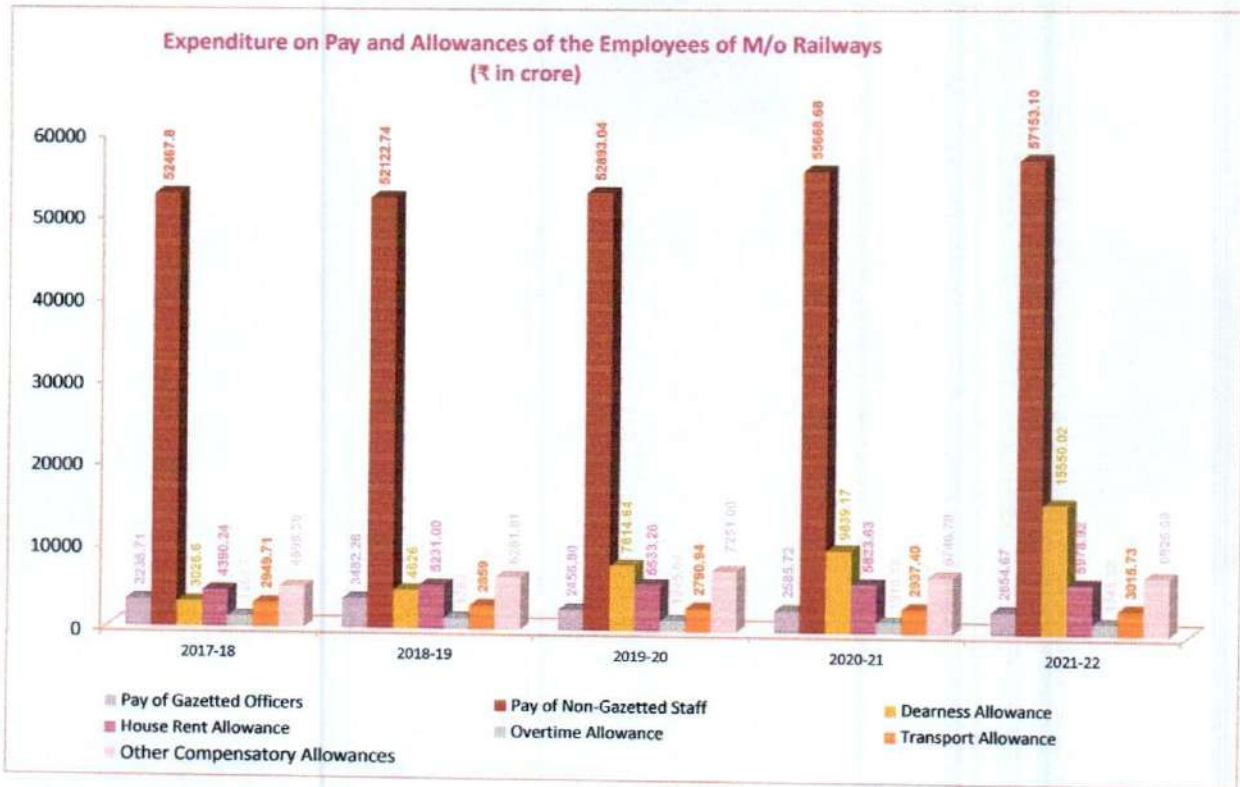
**TOTAL EXPENDITURE ON PAY AND ALLOWANCES AND EXPENDITURE OF MAJOR
MINISTRIES/ DEPARTMENTS DURING THE LAST FIVE YEARS**

(₹ in crore)

Year	All India	Railways	Defence (Civilian)	Posts	Home Affairs
2017-18	194591.98	73604.57	25017.67	11200.16	47940.14
2018-19	208960.17	76854.00	28304.75	12279.86	50678.95
2019-20	225744.70	79144.11	28638.36	12644.97	63583.07
2020-21	237055.09	84911.76	29248.30	13032.55	68283.64
2021-22	256112.31	92624.45	31119.98	13978.43	73759.25

**SHARE OF MAJOR MINISTRIES/DEPARTMENTS IN TOTAL EXPENDITURE DURING LAST
FIVE YEARS (Expressed as percentage to total)**

Year	Railways	Defence (Civilian)	Posts	Home Affairs	Other Departments including Union Territories	Total
2017-18	37.82	12.86	5.76	24.64	18.92	100.00
2018-19	36.78	13.55	5.88	24.25	19.54	100.00
2019-20	35.06	12.69	5.60	28.17	18.48	100.00
2020-21	35.82	12.34	5.50	28.80	17.54	100.00
2021-22	36.17	12.15	5.46	28.80	17.42	100.00

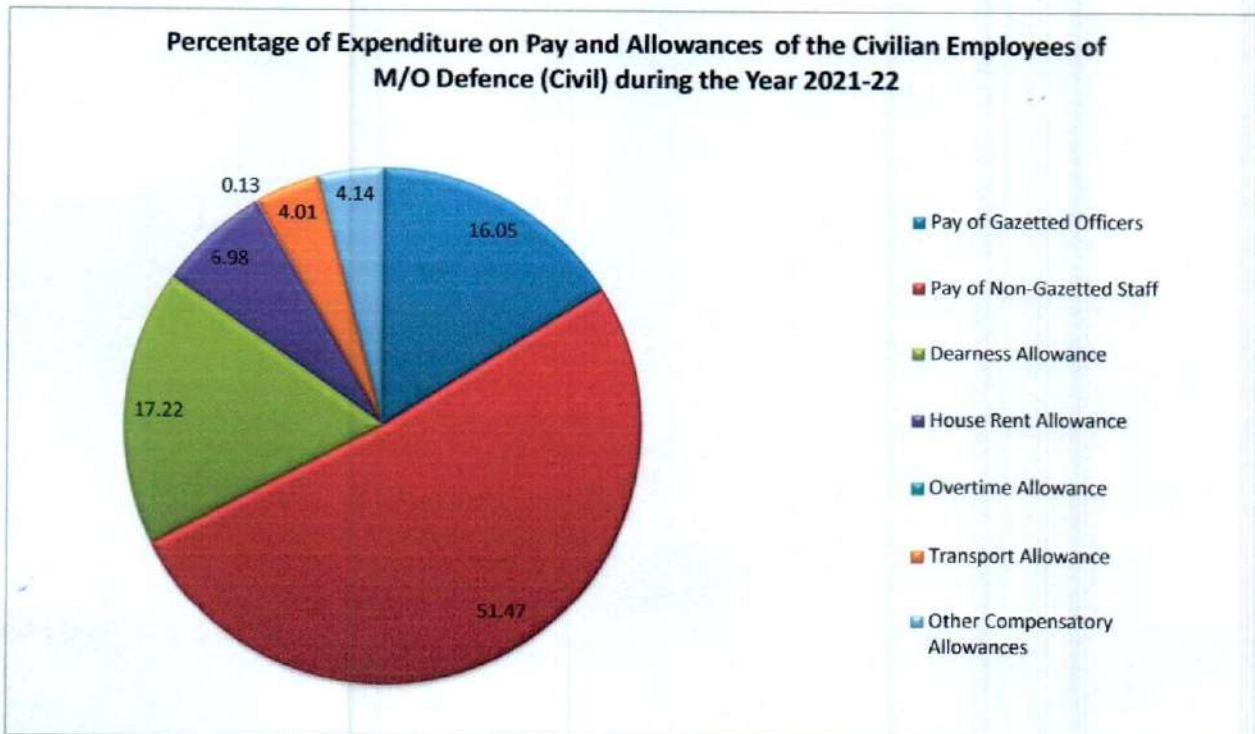
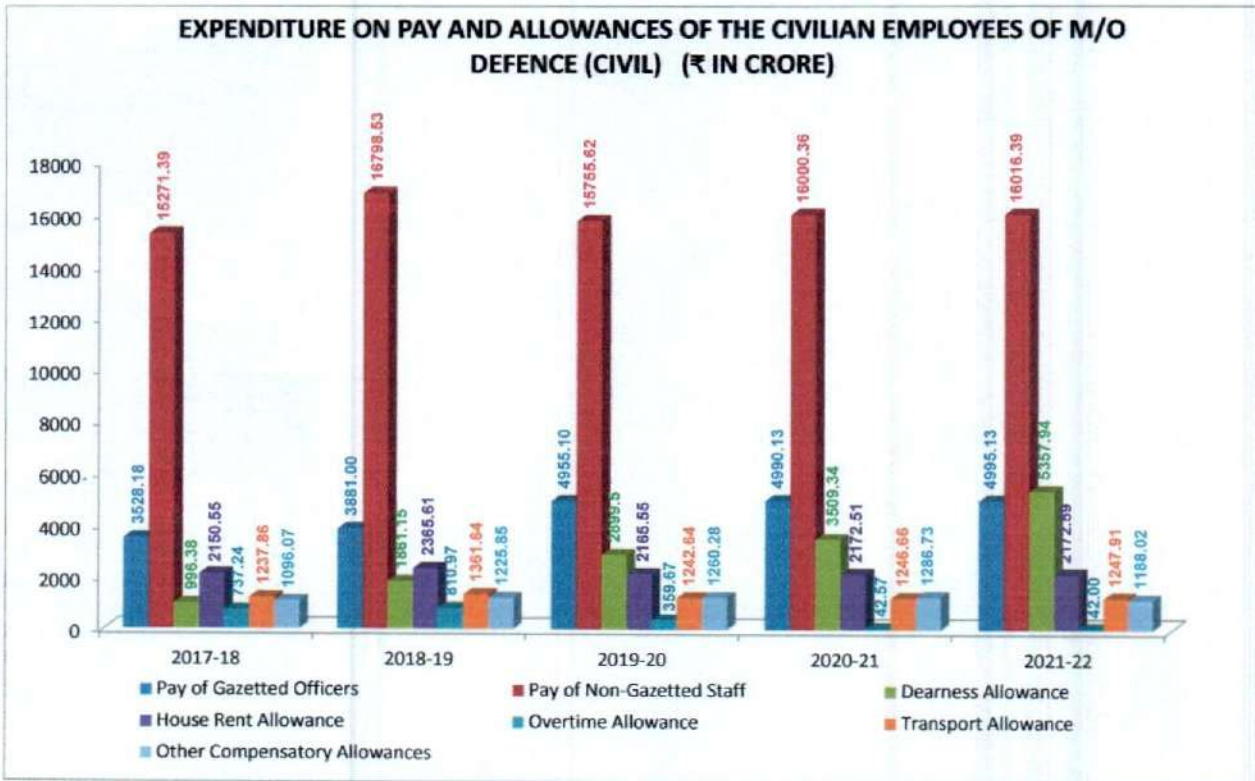


EXPENDITURE ON PAY AND ALLOWANCES OF THE EMPLOYEES OF M/o RAILWAYS

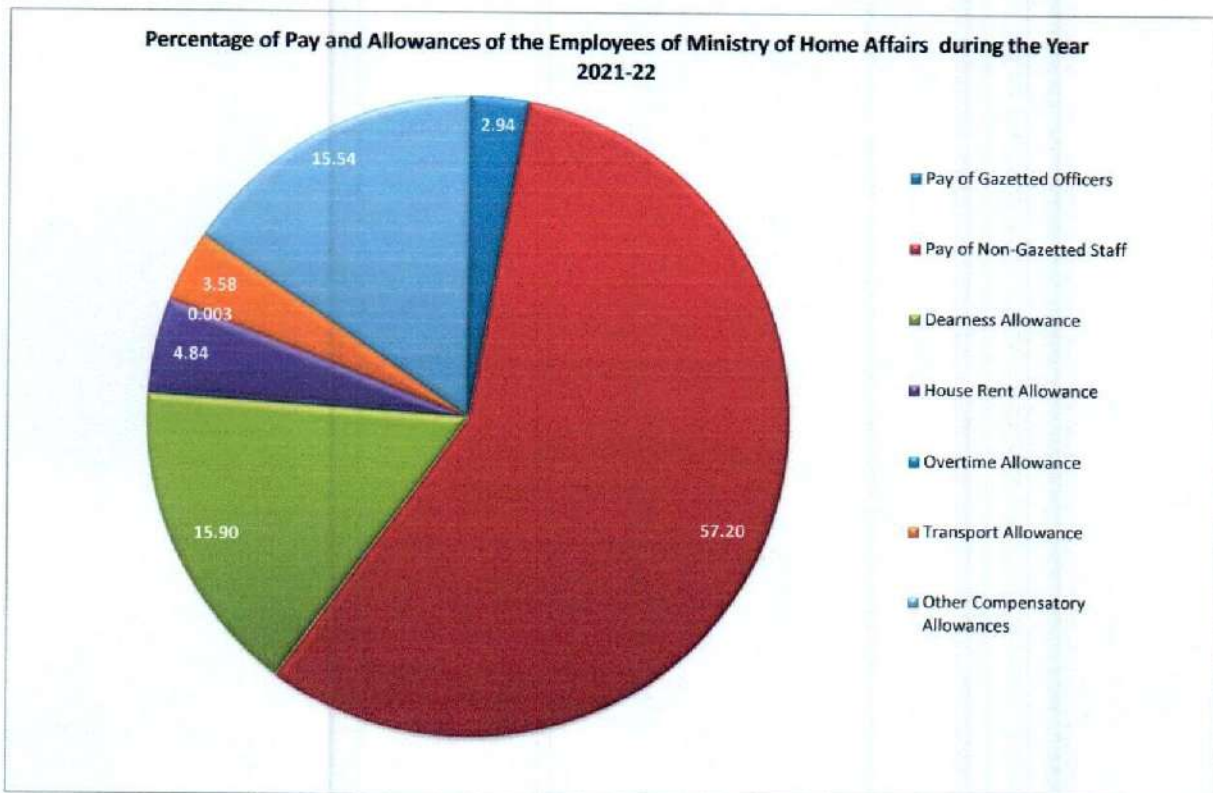
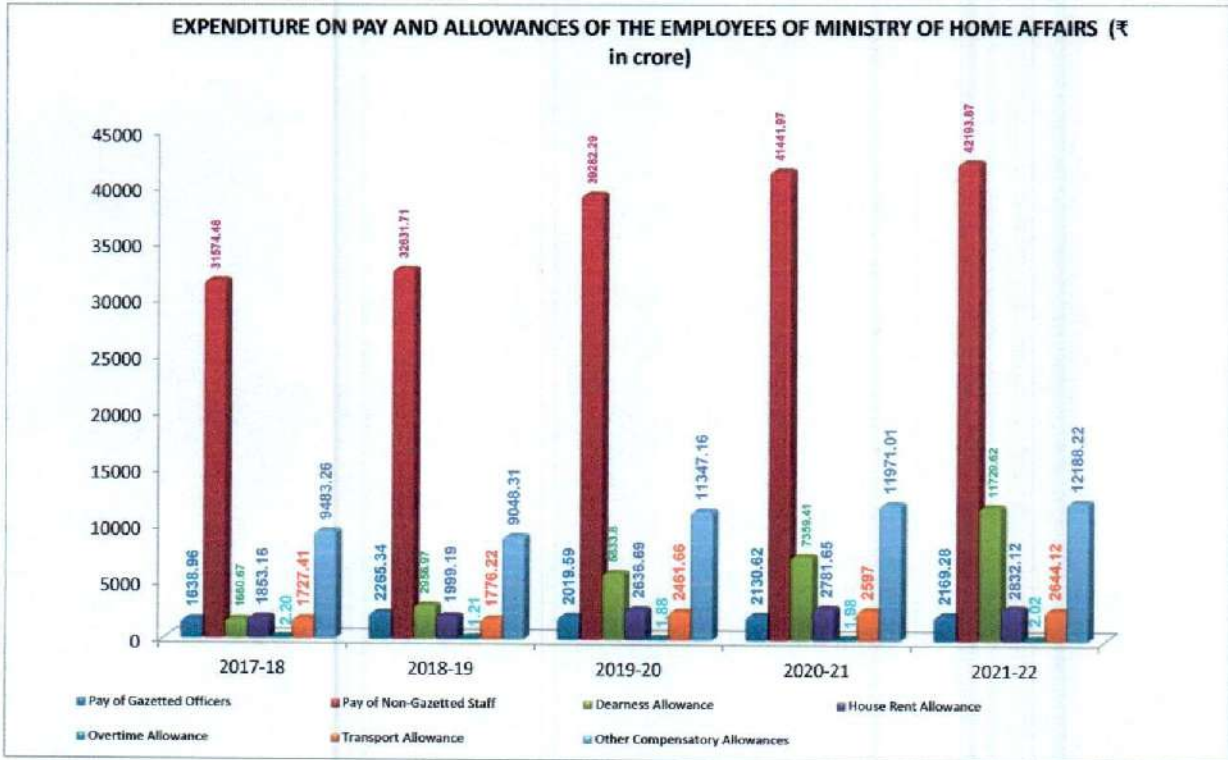
(₹ in crore)

Sl. No.	Pay/Allowances	2017-18	2018-19	2019-20	2020-21	2021-22
1	2	3	4	5	6	7
1	Pay of Gazetted Officers	3235.71	3482.26	2456.80	2585.72	2654.67
2	Pay of Non-Gazetted Staff	52467.80	52122.74	52893.04	55668.68	57153.10
3	Dearness Allowance	3026.60	4626.00	7814.64	9839.17	15550.02
	Sub-Total (i)	58730.11	60231.00	63164.48	68093.57	75357.79
1	House Rent Allowance	4390.24	5231.00	5533.26	5823.63	5978.92
2	Overtime Allowance	1252.70	1282.00	1245.04	1310.38	1345.32
3	Transport Allowance	2949.71	2859.00	2790.94	2937.40	3015.73
4	Special Pay and Deput.(Duty) Allowance	47.34	110.64	37.2	39.15	40.19
5	Composite Hill Compensatory Allowance	1.95	0.00	0.00	0.00	0.00
6	Children Education Allowance	917.44	1069.13	1719.74	1809.99	1858.25
7	Reimbursement of Medical Charges	115.15	391.04	335.32	352.92	362.33
8	Leave Travel Concession #	256.86	534.03	231.52	243.67	250.17
9	Other Compensatory Allowances	4943.07	5146.16	4086.61	4301.05	4415.75
	Sub - Total (ii)	14874.46	16623.00	15979.63	16818.19	17266.66
	Grand Total (i) + (ii)	73604.57	76854.00	79144.11	84911.76	92624.45
	Travelling Allowance	1706.10	2399.00	2021.00	1627.13	1828.67

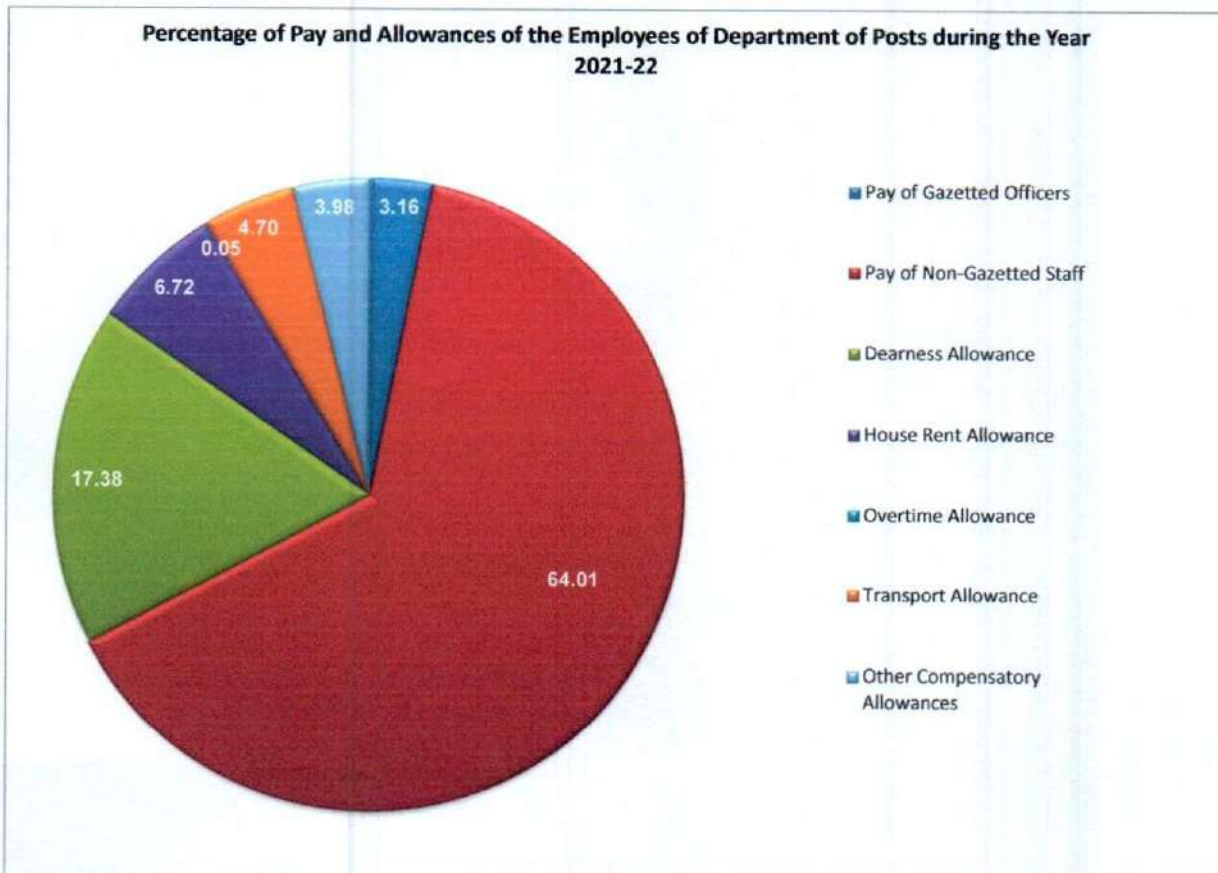
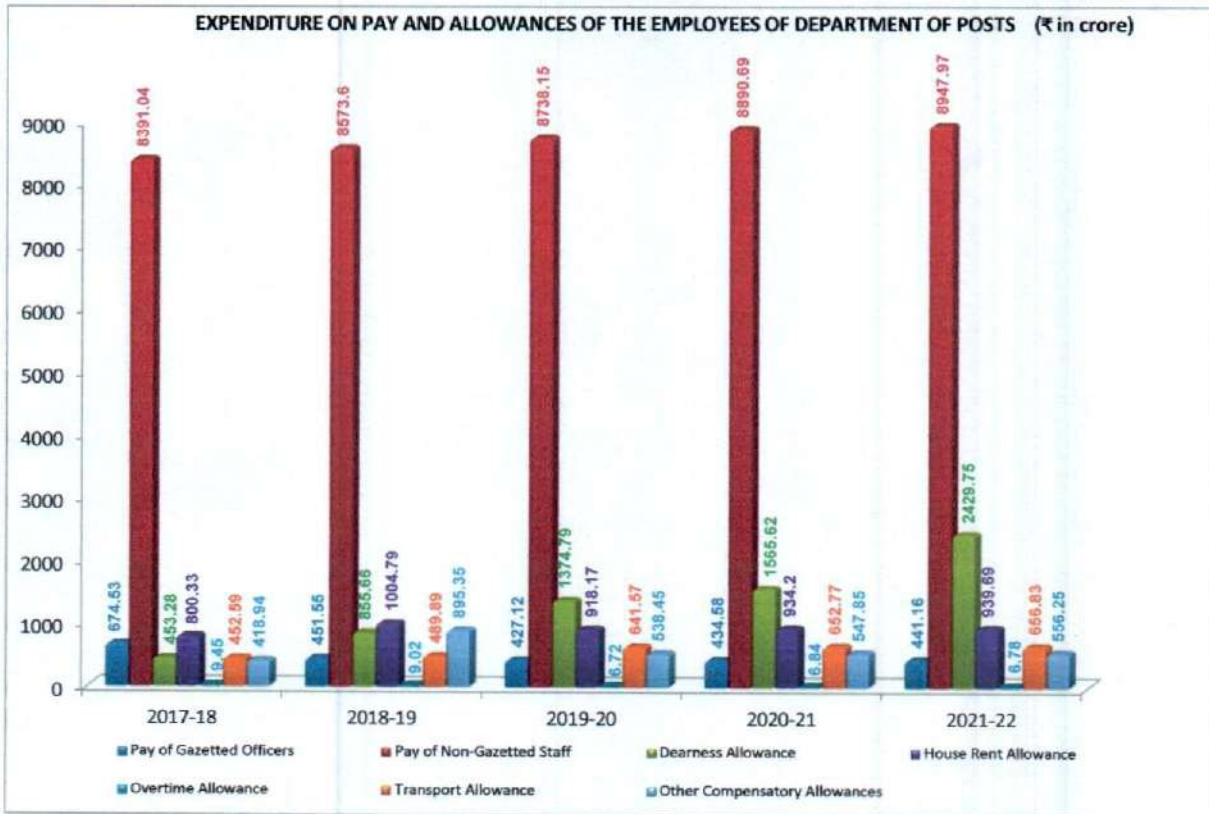
The Employees of Railways get free passes.



EXPENDITURE ON PAY AND ALLOWANCES OF THE CIVILIAN EMPLOYEES OF M/o DEFENCE (CIVIL)						
(₹ in crore)						
Sl. No.	Pay/Allowances	2017-18	2018-19	2019-20	2020-21	2021-22
1	2	3	4	5	6	7
1	Pay of Gazetted Officers	3528.18	3881.00	4955.10	4990.13	4995.13
2	Pay of Non-Gazetted Staff	15271.39	16798.53	15755.62	16000.36	16016.39
3	Dearness Allowance	996.38	1861.15	2899.5	3509.34	5357.94
	Sub-Total (i)	19795.95	22540.68	23610.22	24499.83	26369.46
1	House Rent Allowance	2150.55	2365.61	2165.55	2172.51	2172.59
2	Overtime Allowance	737.24	810.97	359.67	42.57	42.00
3	Transport Allowance	1237.86	1361.64	1242.64	1246.66	1247.91
4	Special Pay and Deput.(Duty) Allowance	104.51	148.65	10.57	14.91	14.92
5	Composite Hill Compensatory Allowance	21.91	0.00	0.00	0.00	0.00
6	Children Education Allowance	182.48	211.30	495.83	507.52	508.03
7	Reimbursement of Medical Charges	194.94	214.44	129.96	151.83	151.98
8	Leave Travel Concession	195.90	215.49	205.46	196.53	196.73
9	Other Compensatory Allowances	396.33	435.97	418.46	415.94	416.36
	Sub - Total (ii)	5221.72	5764.07	5028.14	4748.47	4750.52
	Grand Total (i) + (ii)	25017.67	28304.75	28638.36	29248.30	31119.98
	Travelling Allowance	335.20	290.41	290.41	180.05	190.85



EXPENDITURE ON PAY AND ALLOWANCES OF THE EMPLOYEES OF M/o HOME AFFAIRS						
(₹ in crore)						
Sl. No.	Pay/Allowances	2017-18	2018-19	2019-20	2020-21	2021-22
1	2	3	4	5	6	7
1	Pay of Gazetted Officers	1638.96	2265.34	2019.59	2130.62	2169.28
2	Pay of Non-Gazetted Staff	31574.48	32631.71	39282.29	41441.97	42193.87
3	Dearness Allowance	1660.67	2956.97	5833.8	7359.41	11729.62
	Sub-Total (i)	34874.11	37854.02	47135.68	50932.00	56092.77
1	House Rent Allowance	1853.16	1999.19	2636.69	2781.65	2832.12
2	Overtime Allowance	2.20	1.21	1.88	1.98	2.02
3	Transport Allowance	1727.41	1776.22	2461.66	2597.00	2644.12
4	Special Pay and Deput.(Duty) Allowance	105.36	124.43	79.40	83.77	85.29
5	Composite Hill Compensatory Allowance	297.26	0.00	0.00	0.00	0.00
6	Children Education Allowance	673.88	701.04	1085.48	1145.16	1165.94
7	Reimbursement of Medical Charges	249.96	202.45	188.99	199.38	203.00
8	Leave Travel Concession	172.91	187.10	99.58	105.05	106.96
9	Other Compensatory Allowances	7983.89	7833.29	9893.71	10437.65	10627.03
	Sub - Total (ii)	13066.03	12824.93	16447.39	17351.64	17666.48
	Grand Total (i) + (ii)	47940.14	50678.95	63583.07	68283.64	73759.25
	Travelling Allowance	1900.55	2071.06	2271.99	1413.33	2262.03

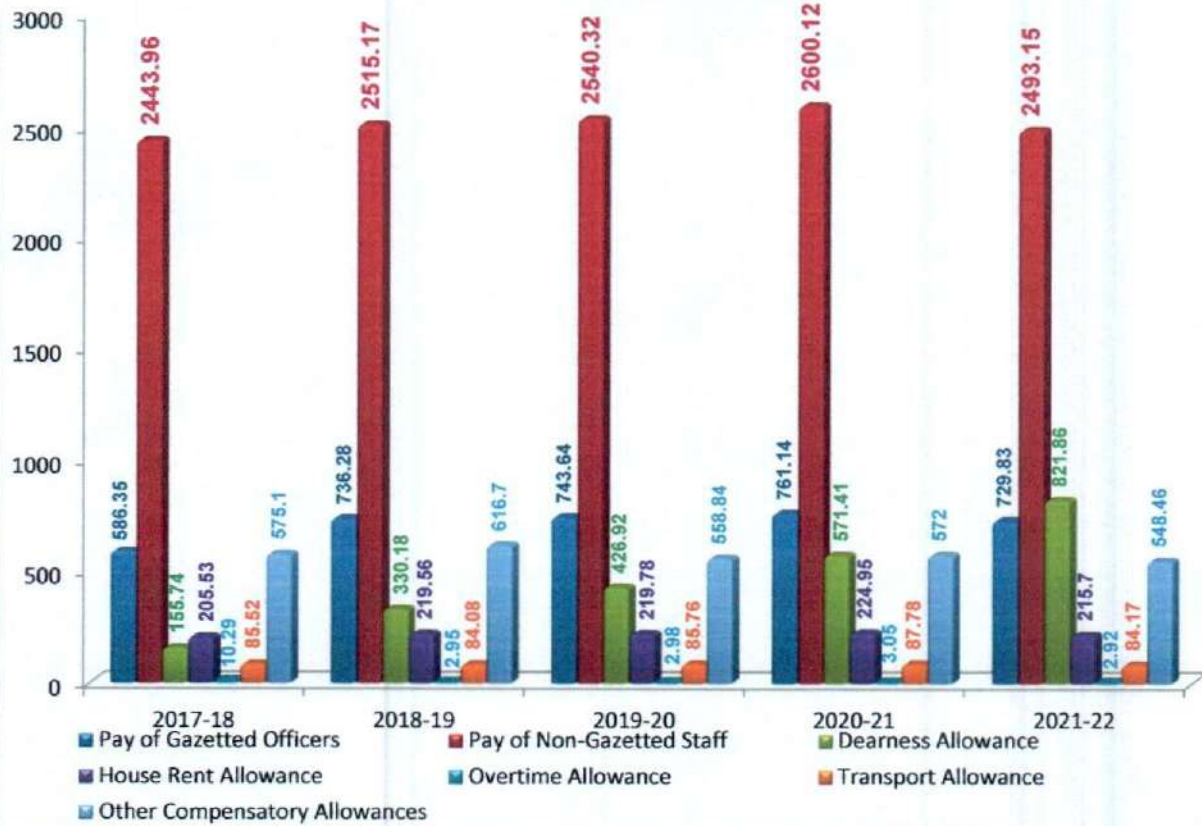


**EXPENDITURE ON PAY AND ALLOWANCES OF THE EMPLOYEES OF
DEPARTMENT OF POSTS**

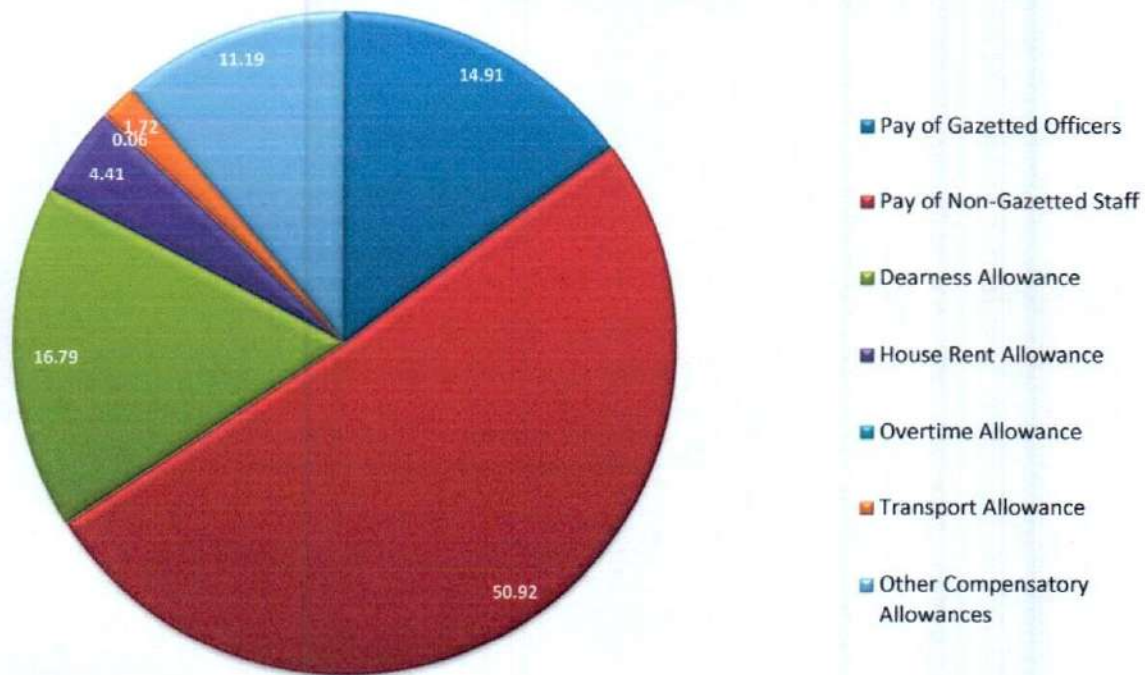
(₹ in crore)

Sl. No.	Pay/Allowances	2017-18	2018-19	2019-20	2020-21	2021-22
1	2	3	4	5	6	7
1	Pay of Gazetted Officers	674.53	451.55	427.12	434.58	441.16
2	Pay of Non-Gazetted Staff	8391.04	8573.60	8738.15	8890.69	8947.97
3	Dearness Allowance	453.28	855.66	1374.79	1565.62	2429.75
	Sub-Total (i)	9518.85	9880.81	10540.06	10890.89	11818.88
1	House Rent Allowance	800.33	1004.79	918.17	934.2	939.69
2	Overtime Allowance	9.45	9.02	6.72	6.84	6.78
3	Transport Allowance	452.59	489.89	641.57	652.77	656.83
4	Special Pay and Deput.(Duty) Allowance	3.13	4.14	5.58	5.68	5.77
5	Composite Hill Compensatory Allowance	3.33	0.00	0.00	0.00	0.00
6	Children Education Allowance	84.94	146.87	159.02	161.80	164.28
7	Reimbursement of Medical Charges	59.49	67.58	50.91	51.8	52.59
8	Leave Travel Concession	73.42	99.33	170.58	173.56	176.22
9	Other Compensatory Allowances	194.63	577.43	152.36	155.01	157.39
	Sub - Total (ii)	1681.31	2399.05	2104.91	2141.66	2159.55
	Grand Total (i) + (ii)	11200.16	12279.86	12644.97	13032.55	13978.43
	Travelling Allowance	108.88	153.80	153.80	123.21	118.55

Expenditure on Pay and Allowances of the Employees of Union Territory Administrations (₹ in crore)

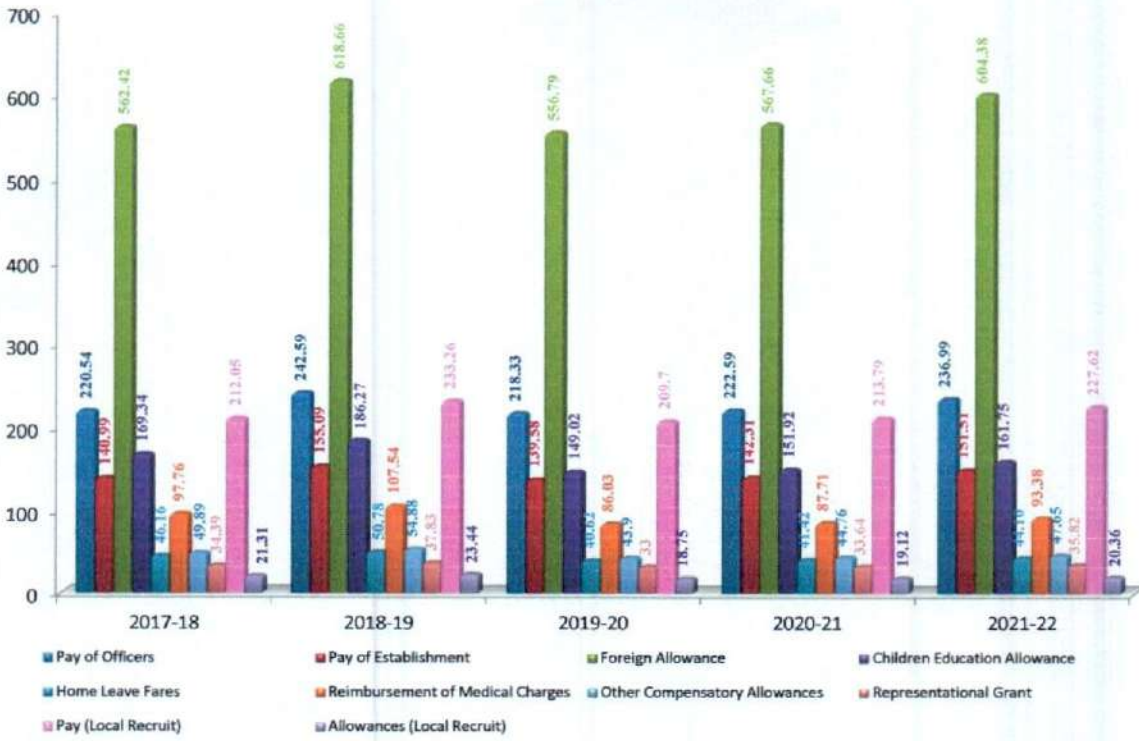


Percentage of Expenditure on Pay and Allowances of the Employees of Union Territory Administrations during the Year 2021-22

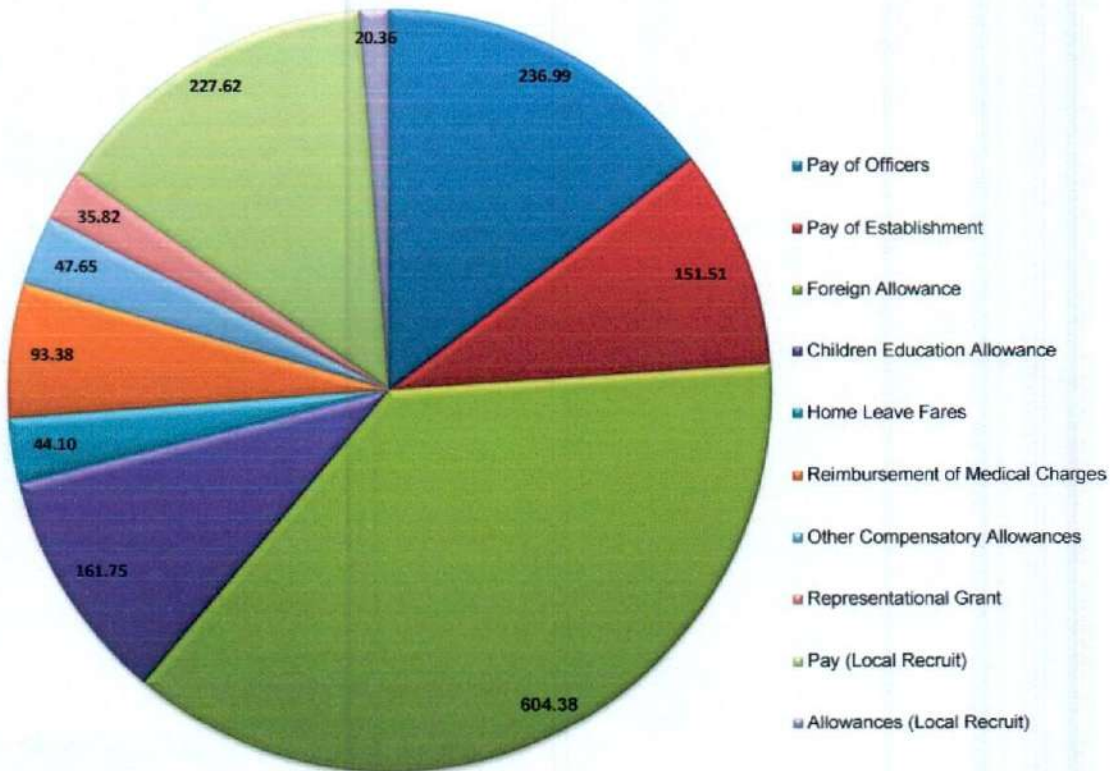


EXPENDITURE ON PAY AND ALLOWANCES OF THE EMPLOYEES OF UNION TERRITORY ADMINISTRATIONS						
(₹ in crore)						
Sl. No.	Pay / Allowances	2017-18	2018-19	2019-20	2020-21	2021-22
1	2	3	4	5	6	7
1	Pay of Gazetted Officers	586.35	736.28	743.64	761.14	729.83
2	Pay of Non-Gazetted Staff	2443.96	2515.17	2540.32	2600.12	2493.15
3	Dearness Allowance	155.74	330.18	426.92	571.41	821.86
	Sub-Total (i)	3186.05	3581.63	3710.88	3932.67	4044.84
1	House Rent Allowance	205.53	219.56	219.78	224.95	215.7
2	Overtime Allowance	10.29	2.95	2.98	3.05	2.92
3	Transport Allowance	85.52	84.08	85.76	87.78	84.17
4	Special Pay and Deput. (Duty) Allow.	2.54	3.00	3.03	3.10	2.97
5	Children Education Allowance	6.80	6.35	6.41	6.56	6.29
6	Reimbursement of Medical Charges	42.10	47.27	45.72	46.80	44.87
7	Leave Travel Concession	36.73	32.64	32.26	33.02	31.66
8	Other Compensatory Allowances	486.93	527.44	471.42	482.52	462.67
	Sub-Total (ii)	876.44	923.29	867.36	887.78	851.25
	Grand Total (i) + (ii)	4062.49	4504.92	4578.24	4820.45	4896.09
	Travelling Allowance	33.59	32.25	41.84	39.71	37.69

EXPENDITURE ON PAY AND ALLOWANCES OF REGULAR EMPLOYEES AND LOCAL RECRUITS IN INDIAN MISSIONS ABROAD (₹ in crore)



Expenditure on Pay and Allowances of Regular Employees and Local Recruits in Indian Missions Abroad during the Year 2021-22(₹ in crore)



EXPENDITURE ON PAY AND ALLOWANCES OF REGULAR EMPLOYEES AND LOCAL RECRUITS IN INDIAN MISSIONS ABROAD						
(₹ in crore)						
Sl.No.	Pay/Allowances	2017-18	2018-19	2019-20	2020-21	2021-22
1	2	3	4	5	6	7
INDIA BASED						
1	Pay of Officers	220.54	242.59	218.33	222.59	236.99
2	Pay of Establishment	140.99	155.09	139.58	142.31	151.51
Sub-total (i)		361.53	397.68	357.91	364.90	388.50
1	Foreign Allowance	562.42	618.66	556.79	567.66	604.38
2	Children Education Allowance	169.34	186.27	149.02	151.92	161.75
3	Home Leave Fares	46.16	50.78	40.62	41.42	44.10
4	Reimbursement of Medical Charges	97.76	107.54	86.03	87.71	93.38
5	Other Compensatory Allowances	49.89	54.88	43.90	44.76	47.65
6	Representational Grant	34.39	37.83	33.00	33.64	35.82
Sub- Total (ii)		959.96	1055.96	909.36	927.11	987.08
LOCAL RECRUITS						
1	Pay	212.05	233.26	209.7	213.79	227.62
2	Allowances	21.31	23.44	18.75	19.12	20.36
Sub-Total (iii)		233.36	256.70	228.45	232.91	247.98
Grand Total (i)+(ii)+(iii)		1554.85	1710.34	1495.72	1524.92	1623.56
Travelling Allowance		200.00	200.00	181.97	114.65	185.56

EXPENDITURE INCURRED ON PAY AND ALLOWANCES BY THE CENTRAL MINISTRIES/ DEPARTMENTS ON CIVILIAN EMPLOYEES DURING 2021-22

Sl. No.	Ministry/Department	Pay											Total	Travel Allowance	Bonus	Honarium	Encashment of E.L.	
		2	3	4	5	6	7	8	9	10	11	12						13
1	Agricultural Research and Education		3.08	0.81	0.43	0.00	0.26	0.08	4.66	0.29	0.01	0.01	0.07					
2	Agriculture and Farmers Welfare		215.70	56.08	29.98	0.02	16.02	15.45	333.25	11.65	0.94	0.35	5.90					
3	Animal Husbandry, Dairying and Fisheries		111.15	28.90	11.12	0.00	8.41	9.13	168.71	2.64	1.22	0.00	2.29					
4	Atomic Energy		2585.67	672.27	214.36	15.88	145.34	678.46	4311.98	27.83	0.00	0.28	122.27					
5	AYUSH		14.80	3.77	2.00	0.00	1.20	1.18	22.95	0.80	0.23	0.04	0.38					
6	Bio-Technology		14.38	3.74	1.44	0.00	1.24	0.57	21.37	0.40	0.09	0.08	1.23					
7	Cabinet Secretariat		24.06	6.18	2.67	0.07	1.82	1.91	36.71	0.29	0.11	0.10	2.48					
8	Chemicals and Petrochemicals		11.25	2.96	1.46	0.00	0.81	0.96	17.44	0.43	0.07	0.10	0.65					
9	Civil Aviation		104.71	27.65	14.07	0.00	8.84	6.19	161.46	5.55	0.94	0.16	2.17					
10	Coal		17.34	4.51	2.78	0.00	1.34	1.31	27.28	0.58	0.14	0.11	1.17					
11	Commerce		273.99	71.94	37.04	0.02	16.27	14.55	413.81	12.56	1.03	0.48	7.69					
12	Cooperation		2.19	0.56	0.28	0.00	0.19	0.20	3.42	0.01	0.02	0.05	0.05					
13	Consumer Affairs		50.56	12.99	6.03	0.01	3.34	4.19	77.12	1.08	0.28	0.15	1.90					
14	Corporate Affairs		93.20	23.89	14.30	0.00	6.97	8.54	146.90	8.33	0.47	0.14	3.01					
15	Culture		272.57	69.62	37.61	0.09	21.33	18.96	420.18	13.74	2.10	0.87	10.99					
16	Defence (Civil)		21011.52	5357.94	2172.59	42.00	1247.91	1288.02	31119.98	190.85	230.01	7.11	342.62					
17	Development of NE Region		17.28	4.41	1.64	0.00	1.02	1.42	25.77	0.46	0.10	0.05	0.44					
18	Drinking Water and Sanitation		10.71	2.83	1.39	0.00	0.83	0.78	16.54	0.04	0.04	0.05	0.02					
19	Empowerment of Persons with Disabilities		7.39	1.92	0.89	0.00	0.65	0.68	11.53	0.27	0.06	0.19	0.48					
20	Earth Sciences		270.61	70.36	37.88	0.53	19.08	14.57	413.03	3.96	0.08	0.13	19.98					
21	Economic Affairs		62.87	16.35	8.80	0.00	4.09	5.71	97.82	1.93	0.36	0.45	4.14					
22	Environment and Forests & Climate Change		167.89	43.65	25.18	0.02	13.31	13.06	263.11	16.22	1.63	0.26	5.44					

(₹ in crore)

23	Expenditure	80.15	20.84	12.02	0.03	7.10	5.77	125.91	1.70	0.34	0.36	1.65
24	External Affairs	470.68	122.38	41.97	0.00	25.69	24.00	684.72	38.55	1.49	0.11	17.50
25	Fertilizers	11.88	3.04	1.64	0.01	0.92	0.58	18.07	0.15	0.07	0.06	0.12
26	Financial Services	92.85	24.58	13.93	0.00	5.48	4.19	141.03	1.29	0.58	0.00	0.15
27	Food and Public Distribution	44.96	11.52	6.10	0.00	3.61	2.57	68.76	1.19	0.22	0.24	1.44
28	Food Processing Industries	14.35	3.67	2.65	0.01	1.46	3.78	25.92	0.39	0.04	0.07	3.40
29	Health and Family Welfare	1859.64	481.68	248.99	0.15	126.95	260.41	2977.82	13.13	13.96	1.20	26.37
30	Health Research	2.50	0.64	0.33	0.00	0.21	0.21	3.89	0.11	0.01	0.00	0.04
31	Heavy Industry	12.50	3.23	1.68	0.00	0.97	0.85	19.23	0.39	0.11	0.01	0.80
32	Higher Education	65.30	17.27	9.14	0.00	4.86	4.49	101.06	1.31	0.36	0.32	3.08
33	Home Affairs	44363.15	11729.62	2832.12	2.02	2644.12	12188.22	73759.25	2262.03	236.65	2.93	102.04
34	Indian Audit and Accounts	2897.27	738.81	415.61	0.06	196.45	200.62	4448.82	166.12	18.72	3.46	100.77
35	Promotion of Industry and Internal Trade	185.71	47.36	26.00	0.01	16.92	9.58	285.58	2.21	0.86	0.39	6.78
36	Information and Broadcasting	206.54	52.89	26.65	0.01	16.89	11.24	314.22	5.73	1.13	0.54	6.90
37	Electronics and Information Technology	574.76	147.07	83.63	0.26	44.60	28.62	878.94	4.52	0.55	0.53	14.06
38	Investment and Public Assets Management	6.83	1.78	0.96	0.00	0.42	0.83	10.82	0.51	0.02	0.02	0.29
39	Labour and Employment	269.10	69.13	31.18	0.05	16.30	18.73	404.49	7.41	2.03	0.49	8.15
40	Land Resources	6.50	1.65	0.80	0.00	0.50	0.39	9.84	0.12	0.02	0.03	0.38
41	Law and Justice	147.96	39.12	20.49	0.05	9.96	9.58	227.16	4.75	0.59	1.25	3.00
42	Micro, Small and Medium Enterprises	98.45	26.03	12.80	0.00	7.29	8.67	153.24	2.11	0.34	0.50	13.87
43	Mines	506.31	133.92	81.01	0.00	43.92	26.52	791.68	37.82	2.39	0.37	26.85
44	Minority Affairs	12.94	3.37	1.81	0.00	1.19	2.09	21.40	0.11	0.03	0.03	0.04
45	New and Renewable Energy	16.50	4.26	2.01	0.00	1.29	0.88	24.94	0.31	0.07	0.06	0.81
46	Panchayati Raj	7.03	1.79	0.89	0.00	0.60	0.64	10.95	0.27	0.06	0.14	0.23
47	Parliamentary Affairs	8.78	2.24	1.32	0.01	0.76	1.42	14.53	0.60	0.06	0.01	0.80

48	Personnel, Public Grievances and Pensions	554.48	144.17	84.17	0.17	41.88	62.18	887.05	27.42	3.35	0.54	19.63
49	Petroleum and Natural Gas	21.36	5.60	3.20	0.00	1.73	2.05	33.94	0.64	0.10	0.10	2.08
50	Pharmaceuticals	5.34	1.39	0.67	0.00	0.42	0.31	8.13	0.18	0.02	0.02	0.65
51	Planning	41.39	10.93	5.12	0.00	2.95	3.03	63.42	1.38	0.17	0.18	0.27
52	Posts	9389.13	2429.75	939.69	6.78	656.83	556.25	13978.43	118.55	265.93	3.31	178.86
53	Power	100.52	26.58	12.06	0.01	7.35	5.99	152.51	1.33	0.33	0.12	4.91
54	President's Secretariat	26.50	7.01	0.83	0.04	2.10	1.97	38.45	0.08	0.17	0.19	0.90
55	Prime Minister's Office	23.80	6.47	2.73	0.01	1.92	2.17	37.10	0.15	0.13	0.07	0.00
56	Public Enterprises	6.27	1.60	0.88	0.00	0.45	0.53	9.73	0.01	0.03	0.02	0.04
57	Railways	59807.77	15550.02	5978.92	1345.32	3015.73	6926.69	92624.45	1828.67	1901.63	17.45	2849.23
58	Revenue	7096.53	1809.61	922.55	1.48	446.10	306.61	10582.88	149.88	39.52	5.43	57.12
59	Road Transport and Highways	62.67	16.02	7.52	0.00	4.92	4.04	95.17	3.27	0.26	0.20	0.94
60	Rural Development	28.06	7.42	4.18	0.01	2.19	2.41	44.27	0.47	0.12	0.12	0.30
61	School Education and Literacy	17.85	4.60	2.27	0.00	1.40	0.80	26.92	0.22	0.08	0.08	0.67
62	Science and Technology	246.68	63.10	29.50	0.00	15.62	14.08	368.98	9.02	1.31	0.13	3.87
63	Scientific and Industrial Research	7.32	1.87	0.90	0.00	0.59	0.61	11.29	0.02	0.01	0.02	0.00
64	Ports, Shipping and Waterways	100.87	25.72	7.81	0.00	5.54	11.15	151.09	5.34	0.61	0.01	1.18
65	Skill Development and Entrepreneurship	82.89	21.83	9.53	0.00	6.94	7.07	128.26	3.42	0.67	1.04	2.22
66	Social Justice and Empowerment	32.20	8.25	4.07	0.02	2.53	2.84	49.91	1.78	0.19	0.16	0.55
67	Space	1453.12	384.20	193.67	0.34	116.25	583.96	2731.54	22.18	0.00	65.43	19.82
68	Statistics and Programme Implementation	274.56	70.64	27.56	0.00	18.02	15.49	406.27	22.48	1.40	0.17	9.48
69	Steel	15.09	3.92	2.11	0.01	1.24	1.65	24.02	0.77	0.09	0.08	0.86
70	Telecommunications	337.15	88.68	46.97	0.27	21.96	23.29	518.32	13.33	0.84	0.91	8.31
71	Textiles	124.73	31.80	10.98	0.20	7.39	8.57	183.67	6.50	1.19	0.02	6.92
72	Tourism	20.81	5.50	2.74	0.00	1.76	4.18	34.99	1.97	0.12	0.03	2.63

73	Tribal Affairs	14.06	3.70	1.65	0.00	1.19	1.23	21.83	0.84	0.12	0.36	0.43
74	Union Public Service Commission	75.79	19.32	10.94	0.01	6.46	6.98	119.50	0.22	0.55	1.84	4.05
75	Housing and Urban Affairs	1110.51	283.22	137.39	1.33	73.99	59.47	1665.91	17.59	8.49	1.80	1.08
76	Vice President's Secretariat	2.96	0.77	0.18	0.00	0.30	0.22	4.43	0.04	0.03	0.01	0.00
77	Water Resources and River Development and Ganga Rejuvenation	590.34	150.54	64.94	0.03	38.28	36.88	881.01	34.88	4.97	1.05	9.78
78	Women and Child Development	27.40	7.24	3.02	0.00	1.63	1.72	41.01	1.36	0.14	0.05	2.42
79	Youth Affairs and Sports	19.04	4.99	3.05	0.01	1.57	2.23	30.89	0.79	0.11	0.02	0.76
	Total	159022.75	41367.68	15021.47	1417.35	9205.96	23557.45	249592.66	5127.52	2753.31	125.24	4064.85

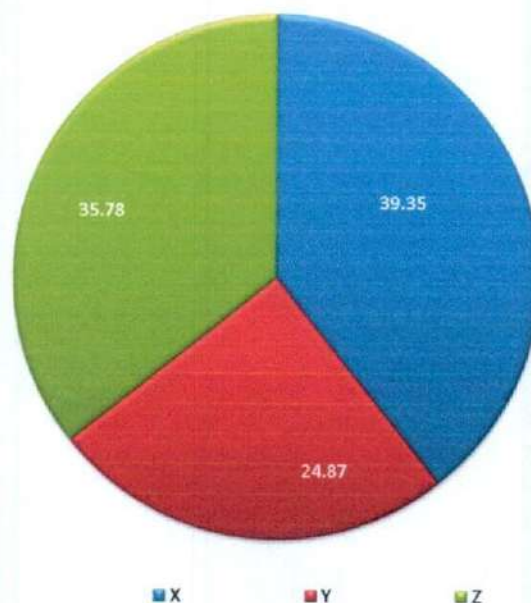
**EXPENDITURE ON HOUSE RENT ALLOWANCE (HRA) OF CENTRAL
GOVERNMENT CIVILIAN EMPLOYEES INCLUDING EMPLOYEES
OF UNION TERRITORIES**

₹ in crore)

Class of City	Expenditure on House Rent Allowance	
	2021-22	
X	5996.44	(39.35)
	3789.02	(24.87)
Y	5451.71	(35.78)
	15237.17	(100.00)
Z		
Total		

N.B.: Figures in parentheses are the percentages to the total expenditure on House Rent Allowance.

Expenditure on House Rent Allowance during the year 2021-22



CHAPTER - IV




Sanctioned strength and Persons in position in Central Government as on 01.03.2022

Group-wise number of sanctioned posts and persons in position, vacancies and their percentage to total sanctioned posts as on 01.03.2022 including UTs.

Group	Number of Sanctioned posts	Number of persons in position	Number of vacant Posts	Percentage of vacant posts to total sanctioned posts in the group
A	145879	113020	32859	22.52
B (G)	118316	100011	18305	15.47
B(NG)	304175	206176	97999	32.22
C	3478551	2644686	833865	23.97
Total	4046921	3063893	983028	24.29

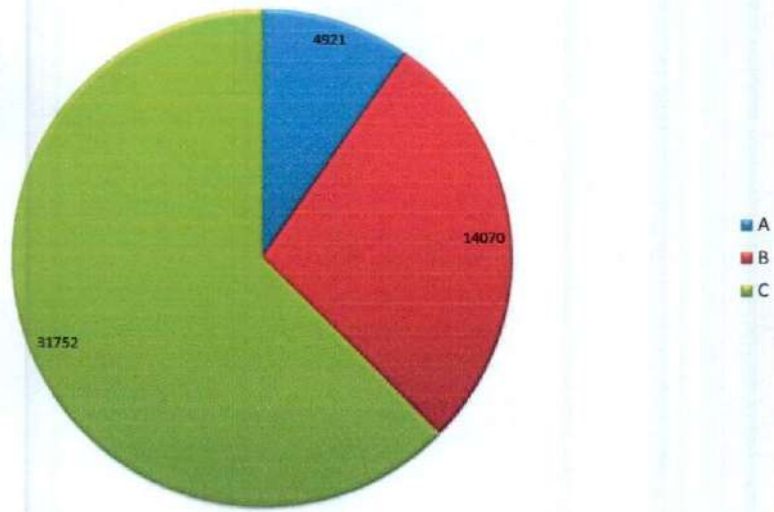
Group-wise number of sanctioned posts and persons in position, including UTs as on 01-03-2022.



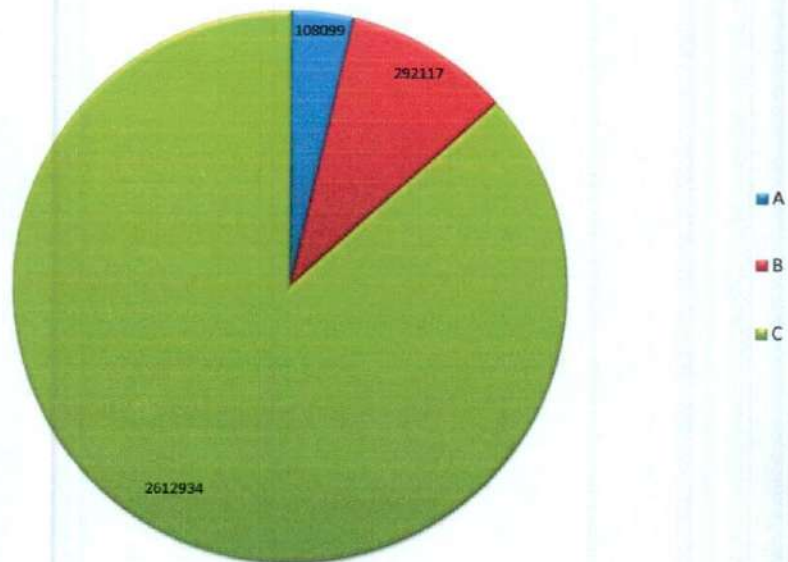
Group-wise number of sanctioned posts and persons in position, vacancies and their percentage to total sanctioned posts as on 01.03.2022 excluding UTs.

Group	Number of Sanctioned posts	Number of persons in position	Number of vacant Posts	Percentage of vacant posts to total sanctioned posts in the group
A	138705	108099	30606	22.07
B (G)	116978	98967	18011	15.40
B(NG)	286953	193150	93803	32.69
C	3434873	2612934	821939	23.93
Total	3977509	3013150	964359	24.25

DISTRIBUTION OF REGULAR CIVILIAN EMPLOYEES (GROUP-WISE) IN UNION TERRITORY ADMINISTRATIONS



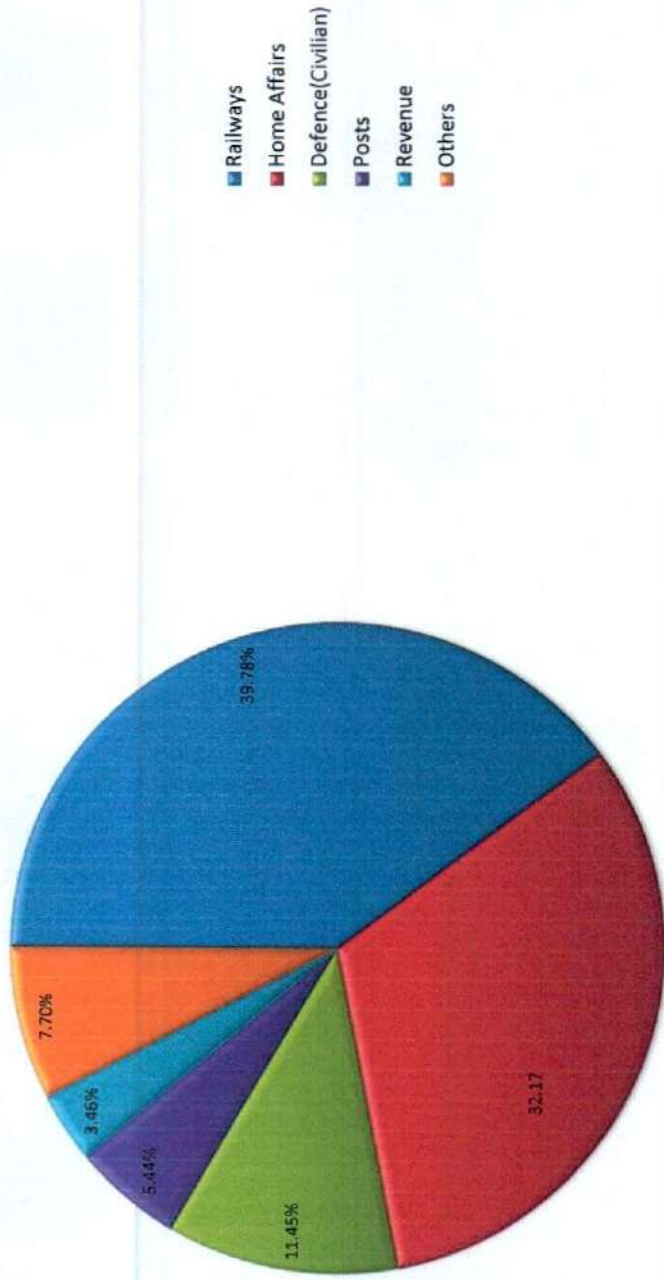
DISTRIBUTION OF REGULAR CIVILIAN EMPLOYEES (GROUP-WISE) IN POSITION IN CENTRAL GOVERNMENT



**DISTRIBUTION OF REGULAR CIVILIAN EMPLOYEES (GROUP-WISE) PERSONS IN POSITION IN
CENTRAL GOVERNMENT AND UNION TERRITORY ADMINISTRATIONS AS ON 01.03.2022**

Sl. No.	Central Government / Union Territory Administrations	Group of Posts			
		A	B	C	Total
(1)	(2)	(3)	(4)	(5)	(6)
1	CENTRAL GOVERNMENT	108099	292117	2612934	3013150
2	UNION TERRITORY ADMINISTRATIONS	4921	14070	31752	50743
	TOTAL	113020	306187	2644686	3063893

**Percentage of Persons in Position as on 01.03.2022 in major Ministries/ Departments
(Excluding UTs)**



NUMBER OF SANCTIONED POSTS AND NUMBER OF PERSONS IN POSITION IN CENTRAL POLICE FORCES

Sl. No.	Name of the Central Police Force	Number of Sanctioned posts (as on 1st March)		Number of persons in Position (as on 1st March)	
		2021	2022	2021	2022
(1)	(2)	(3)	(4)	(5)	(6)
1	Border Security Force (BSF)	265281	265277	235128	242210
2	Central Reserve Police Force (CRPF)	324723	324654	296204	296753
3	Central Industrial Security Force (CIS)	163382	164231	138623	144524
4	Indo Tibetan Border Police(ITBP)	81539	88430	78214	80912
5	Assam Rifles	66412	66412	57962	60238
6	Special Service Bureau(SSB)	97790	95387	78100	85223
7	National Security Guard(NSG)	10844	10844	9423	9894
	TOTAL	1009971	1015235	893654	919754

GROUP-WISE AND STATUS-WISE (G/NG) ESTIMATED NUMBER OF CENTRAL GOVERNMENT CIVILIAN REGULAR EMPLOYEES AS ON 01.03.2022

S.No.	Ministry/Department	Number of Sanctioned Posts					Number of persons in Position					
		A(G) (3)	B(G) (4)	B(NG) (5)	C(NG) (6)	Total (7)	A(G) (8)	B(G) (9)	B(NG) (10)	C(NG) (11)	Total (12)	
(1)	(2)											
1	Agricultural Research and Education	27	10	12	20	69	26	10	11	19	66	
2	Agriculture and Farmer Welfare	795	684	2077	2152	5708	540	487	1480	1377	3884	
3	Fisheries, Animal Husbandry and Diarring	334	129	112	3292	3867	196	71	54	1421	1742	
4	Atomic Energy	12957	660	9578	14769	37964	11582	561	7368	10094	29605	
5	AYUSH	297	37	95	98	527	67	14	37	48	166	
6	Biotechnology	95	46	41	67	249	68	19	24	55	166	
7	Cabinet Secretariat	80	51	87	129	347	79	45	73	87	284	
8	Chemicals and Petrochemicals	49	13	53	164	279	34	5	38	128	205	
9	Civil Aviation	743	309	439	915	2406	542	190	261	537	1530	
10	Coal	69	57	101	207	434	44	23	64	107	238	
11	Commerce	852	753	1324	2162	5091	409	361	820	1192	2782	
12	Cooperation	52	32	23	83	190	29	13	11	11	64	
13	Consumer Affairs	205	184	276	624	1289	160	123	166	418	867	
14	Corporate Affairs	910	203	767	957	2837	614	49	439	339	1441	
15	Culture	471	47	1483	8582	10583	207	13	1058	5779	7057	
16	Defence (Civilian)	19402	27036	86756	444045	577239	14550	22261	49524	258770	345105	
17	Development of NE Region	69	43	84	140	336	74	33	55	132	294	
18	Drinking Water and Sanitation	56	33	43	29	161	42	19	39	10	110	
19	Empowerment of Persons with Disabilities	59	10	55	25	149	33	3	33	15	84	
20	Earth Sciences	741	1657	2275	2816	7489	343	1549	1254	1172	4318	
21	Economic Affairs	310	164	213	512	1199	275	97	184	320	876	
22	Environment, Forests and Climate Change	793	347	1129	2638	4907	575	180	519	1329	2603	
23	Expenditure	679	173	402	432	1686	494	115	230	296	1135	
24	External Affairs	2438	2168	3539	4085	12230	2260	1609	2807	3281	9957	
25	Fertilizers	56	35	92	95	278	56	16	78	44	194	
26	Financial Services	286	138	364	717	1505	239	101	283	630	1253	
27	Food and Public Distribution	152	36	429	541	1158	115	26	287	316	744	
28	Food Processing Industries	57	34	32	54	177	45	15	23	35	118	
29	Health and Family Welfare	3033	847	1332	22215	27427	2025	566	889	14836	18316	

30	Health Research	16	8	14	4	42	15	3	7	4	29
31	Heavy Industries	58	41	47	97	243	41	19	32	56	148
32	Higher Education	308	107	359	584	1358	206	61	223	340	830
33	Home Affairs	25629	8522	90287	965886	1090324	20148	11226	77342	860675	969391
34	Indian Audit and Accounts	6683	13898	5451	43782	69814	5365	11759	5094	19403	41621
35	Promotion of Industry and Internal Trade	1308	872	393	1076	3649	764	511	266	757	2298
36	Information and Broadcasting	516	528	839	3362	5245	341	359	546	1892	3138
37	Electronics and Information Technology	3959	319	1143	1090	6511	3358	178	778	640	4954
38	Investment and Public Asset Management	34	14	19	14	81	33	8	17	11	69
39	Labour and Employment	1148	357	554	4407	6466	667	226	394	2461	3748
40	Land Resources	46	16	33	34	129	32	10	11	23	76
41	Law and Justice	563	377	474	1381	2795	370	266	273	969	1878
42	Micro, Small and Medium Enterprises	542	377	323	1899	3141	207	274	168	682	1331
43	Mines	3899	1071	2982	5498	13450	2885	694	1122	2032	6733
44	Minority Affairs	76	73	61	67	277	45	30	15	33	123
45	New and Renewable Energy	143	44	53	88	328	89	13	40	68	210
46	Panchayati Raj	41	26	28	46	141	37	6	22	18	83
47	Parliamentary Affairs	23	22	45	60	150	21	9	35	56	121
48	Personnel, Public Grievances and Pensions	1621	902	2550	6178	11251	1115	525	1747	4999	8386
49	Petroleum and Natural Gas	73	70	69	141	353	69	45	54	93	261
50	Pharmaceuticals	27	25	25	15	92	21	12	13	15	61
51	Planning	295	243	2	191	731	218	144	2	173	537
52	Posts	561	4000	6719	255941	267221	458	3208	3775	156386	163827
53	Power	599	129	347	508	1583	489	79	145	319	1032
54	President's Secretariat	47	37	74	618	776	42	24	61	411	538
55	Prime Minister's Office	62	64	121	193	440	79	60	118	49	306
56	Public Enterprises	35	13	18	50	116	29	8	7	32	76
57	Railways	12841	5053	640	1489026	1507560	11148	4227	419	1182692	1198486
58	Revenue	12624	32205	38544	95065	178438	8150	27062	18624	50316	104152
59	Road Transport and Highways	426	143	223	341	1133	404	77	163	193	837
60	Rural Development	149	109	143	215	616	131	35	93	146	405
61	School Education and Literacy	92	74	134	121	421	57	22	88	53	220
62	Science and Technology	639	813	3029	7937	12418	324	1142	836	1914	4216
63	Scientific and Industrial Research	49	15	25	27	116	40	7	12	11	70

64	Ports, Shipping and Waterways	287	232	581	1509	2609	197	143	336	794	1470
65	Skill Development and Entrepreneurship	406	534	534	1163	2637	303	219	220	461	1203
66	Social Justice and Empowerment	137	101	178	275	691	78	42	112	160	392
67	Space	10169	221	4305	4298	18993	9122	128	3656	2573	15479
68	Statistics and Programme Implementation	543	1834	2464	1257	6098	344	1645	1286	829	4104
69	Steel	59	49	67	104	279	48	35	60	88	231
70	Telecommunications	1525	1232	1269	1597	5623	1188	632	896	965	3681
71	Textiles	319	206	725	3489	4739	262	180	665	3131	4238
72	Tourism	74	102	134	268	578	52	72	81	139	344
73	Tribal Affairs	78	44	83	112	317	58	26	39	67	190
74	Union Public Service Commission	232	276	406	875	1789	182	157	320	626	1285
75	Housing and Urban Affairs	1636	3868	4687	10151	20342	1452	3604	3373	6528	14957
76	Vice President's Secretariat	6	5	8	43	62	4	5	5	38	52
77	Water Resources, River Development and Ganga Rejuvenation	1828	1617	2309	10684	16438	1550	1124	1312	5533	9519
78	Women and Child Development	139	76	132	366	713	88	9	75	169	341
79	Youth Affairs and Sports	68	78	90	175	411	50	43	63	113	269
	Total	138705	116978	286953	3434873	3977509	108099	98967	193150	2612934	3013150